

॥ श्री महावीराय नमः ॥

**D.C. JAIN & COMPANY**  
Chartered Accountants

10, Sir Hukumchand Marg, Indore-452002, Tel. : 2454114, 2454214  
Cell : 94250-69984, 94250-53841

Date 28 OCT 2017

Hiresh Jain FCA  
Pooja Jain ACA  
Parag Jain ACA

AUDITOR'S REPORT

To,

The Chairman and the Members of the Governing Body,

Shri G. S. Institute of Technology & Science,

Indore (M.P.)

We have audited the accompanying Financial Statements of Shri Govindram Seksaria Institute of Technology & Science, 23 Park Road, Indore-452003, which comprise the Balance Sheet as at 31<sup>st</sup> March 2017, and the Income & Expenditure Account for the year ended.


These financial statements are the responsibility of the Institute's Management. Our responsibility is to express opinion on these financial statements based on our audit.

We have conducted our audit in accordance with auditing standards generally accepted in India. An audit includes examining on test basis, evidence supporting the amounts and disclosure in the financial statements. An audit also includes assessing the accounting principles used and significant allocations made by management, as well as evaluating the overall financial statement presentation. We believe that our audit provides basis for our opinion.

Based on our audit as above, we have to invite your reference to the following:

✓ In respect of Accounting Policy

As per the Management, the Institute is following Cash System of Accounting but in following heads Mercantile System of Accounting is followed by institute.



Date 28 Oct 2017

Hiresh Jain FCA

Pooja Jain ACA

Parag Jain ACA

➤ Accrued Interest on FDR is accounted for in the books on mercantile basis.

➤ AS-12 regarding presentation of grants in financial statements is not followed by the Institute as per past practice. The account of Grants received for specific assets are written off gradually as the asset is created. But as per AS-12 the account of grant should stand till the useful life of the specific asset.

➤ The institute has not charged depreciation on fixed assets. It is mandatory to charge depreciation on fixed assets as per AS 6 issued by the Institute of Chartered Accountants of India.


✓ In respect of advances given:

➤ The employees are given advances in their name for academic purposes. Entries regarding such expenses are passed on receipt of supporting (bills). The advances stand debited for months with no procedure regarding recovery of such amounts. In few cases even the employees have left the institute and the amounts stand unrecovered. The total advances amount to Rs. 10,02,003/- which need immediate recovery.

➤ Total advances to outside parties, pending adjustment as on 31<sup>st</sup> March 2017 are of Rs. 11,42,44,166.40/- out of which 1,64,89,655.40/- advances to the following parties are outstanding from past several years which needs immediate action:-

C.C.A. New Delhi	-	54,00,581.40
Regional Provident Com.Indore	-	68,00,000.00
RGPV Bhopal (Tuition fees)	-	30,34,000.00
Jagra Scientific Georgic	-	7,41,760.00
Leica Microsystem welzlar Germany	-	5,13,314.00

There are other small advances which also needs to be adjusted or written off.



**D.C. JAIN & COMPANY**  
Chartered Accountants

10, Sir Hukumchand Marg, Indore-452002, Tel. : 2454114, 2454214  
Cell : 94250-69984, 94250-53840

Hiresh Jain FCA  
Pooja Jain ACA  
Parag Jain ACA

Date 20/04/2011

- Arrears of 6<sup>th</sup> Pay Teaching staff (2<sup>nd</sup> & 3<sup>rd</sup> instalment) of Rs. 5,20,27,540/- has been paid out of institute's internal revenue/funds during the year, against the anticipated grant to be received from Government as per the decision of 64<sup>th</sup> Finance Committee and 121<sup>st</sup> Governing Body meeting decision order.
- Due attention should be drawn to excess payment made (payment made twice) to PF Trust of Rs. 1,50,63,108/- on 3<sup>rd</sup> April 2004. This amount with its interest should be recovered from PF Trust at its earliest.

By not adjusting advances in time, the institute is not able to claim expenditure there against and consequently, utilization certificate is not obtained in respect of grants received for the purpose.

- There are huge sundry debtors receivable due for recovery since last 10 years or more but no effort has been made for recovery of dues.

✓ In respect of revenue:

- Excess receipt of income of hostel of Rs. 39,25,918/- is transferred to Hostel Maintenance Fund and is not charged to Income and Expenditure Account, as per past practice.
- The rental income received as per form 26AS from Oriental Bank of Commerce of Rs. 17,10,420/- is transferred to Building Development Fund and is not charged to Income and Expenditure Account, as per past practice.
- Fee received for specific purposes (except tuition fee) is not credited to Income & Expenditure Account. The amount is directly credited to Specific funds or student funds, as per past practice. Expenses relating thereto are also debited to specific funds.



॥ श्री महावीराय नमः ॥

**D.C. JAIN & COMPANY**  
Chartered Accountants

10, Sir Hukumchand Marg, Indore-452002, Tel. : 2454114, 2454214  
Cell : 94250-69984, 94250-53840

Hiresh Jain FCA  
Pooja Jain ACA  
Parag Jain ACA

Date 28 Oct 2017

✓ In respect of Fixed Assets

- Fixed assets have been shown in the Balance Sheet at original cost. Lost, damaged or serviceable assets should be written off after management's physical verification.

In our opinion and to the best of our information and according to the explanations given to us, except for the effects of the matters described in the above, the financial statements give the information required by the act in the manner so required and give a true and fair view in conformity with the accounting principles generally accepted in India.


- a) In the case of Balance Sheet, of the statement of affairs of the institute as at March 31, 2017  
b) In the case of Income and Expenditure account, of the deficit for the year ended on that date

For: M/s D.C. Jain & Company  
Chartered Accountants



Hiresh Jain  
(Partner)  
M.No. 071844

Place : Indore  
Date : 28/10/2017



**SHRI G. S. INSTITUTE OF TECHNOLOGY AND SCIENCE, INDORE**  
**INCOME AND EXPENDITURE ACCOUNT FOR THE YEAR ENDED 31st MARCH 2017**


EXPENDITURE	RUPEES	INCOME	RUPEES
<b><u>SALARIES &amp; ALLOWANCES - STATE GOVT.</u></b>		<b><u>TUTION FEES : State Govt. Courses</u></b>	
Administration	2,70,29,147	Bachelor of Engineering	7,43,48,459
Teaching & Technical Staff (UG)	13,08,65,220	Bachelor of Pharmacy	60,70,927
Workshop, Lab. and Engg. Staff (UG)	2,99,50,622	Doctor of Philosophy	7,50,000
Maintenance & Other Staff (UG)	1,44,39,308	Master of Science (Appl. Science)	3,10,900
B. Pharmacy	1,19,43,573	Sale of Prospectus	1,43,150
Govt. Gratuity & Encashment of EL	1,01,95,040	Registration Fee	13,23,978
Sixth Pay Arrears Non-Teaching Staff	47,628	App.fee/Sale of form/Fine and other income	25,81,980
	22,44,70,538		8,55,29,394
<b><u>PROVIDENT FUND CONTRIBUTION (INSTITUTE)</u></b>	2,44,42,060	<b><u>INTERESR FROM SPECIFIC FUNDS:</u></b>	
		Income from Interest	4,19,05,799
<b><u>MAINTENANCE &amp; REPAIRS</u></b>		<b><u>GRANT IN AID : State Govt. Recurring</u></b>	
M & R DTE Grant	51,039	UG Course Grant (Block Grant)	7,19,73,000
M & R Building	1,01,270		7,19,73,000
M & R Electrical	1,38,461	<b><u>TUTION FEES : Self Finance Courses</u></b>	
M & R Equipments	1,73,331	Tution Fee - Bio Medical	80,55,533
M & R Furniture's	23,176	Tution Fee - I.T.	2,06,97,868
M & R Vehicles	2,16,637	Tution Fee - Industrial Pharma	14,59,500
	7,03,914	Tution Fee - MBA	50,34,402
<b><u>OFFICE &amp; ADMINISTRATIVE EXPENSES (Schedule K)</u></b>	93,00,719	Tution Fee - MCA	82,38,441
		Tution Fee - VLSI	9,02,800
<b><u>SELF FINANCE COURSES</u></b>			4,43,88,544
Sal - Bio-Medical	51,69,093	<b><u>P.G. COURSES</u></b>	
Sal - Information Technology	1,11,27,622	Tution Fees M. E. & M. Pharma	2,73,12,550
Sal - VLSI	4,75,725		2,73,12,550
Sal - MBA	25,38,508	<b><u>HOSTELS</u></b>	
Sal - MCA	71,90,516	Hostel Income	1,17,86,055
6th Pay Arrear teaching Staff 2nd & 3rd Inst. (SFC)	32,67,122	Less : Hostel Expenses	(-) 78,60,137
Office & Administrative Expenses (SFC)	1,39,07,697	Income: Transfer to Hostel Maint. Fund	(+) 39,25,918
	4,36,76,283		
<b><u>POST GRADUATE COURSES</u></b>		<b><u>EXCESS EXP. OVER INCOME (CARR. TO BALANCE SHEET)</u></b>	7,60,11,562
Salary-P.G.	4,45,27,335		
	4,45,27,335		
<b>TOTAL</b>	<b>34,71,20,849</b>	<b>TOTAL</b>	<b>34,71,20,849</b>

Place: Indore  
Date: 12 8 03 2017

*(Signature)*  
Finance Officer,  
Shri G. S. Institute of  
Technology & Science, Indore

*(Signature)*  
Director,  
Shri G. S. Institute of  
Technology & Science, Indore

AS PER OUR REPORT ATTACHED  
FOR D. C. JAIN & CO.  
CHARTERED ACCOUNTANTS  
*(Signature)*  
HIRESH JAIN (PARTNER)



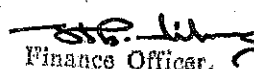
**SHRI G. S. INSTITUTE OF TECHNOLOGY AND SCIENCE, INDORE**


BALANCE SHEET As on 31st March 2017

FUNDS AND LIABILITIES	RUPEES	ASSETS	RUPEES
<b>GENERAL FUND</b>		<b>FIXED ASSETS [Gross Block]</b>	
Balance as on 1.4.2016	1,51,41,166	Building (Schedule D)	8,99,73,013
<b>Add:</b> Stayled Cheques	9,40,385	Equipments (Schedule E)	13,93,55,962
<b>Less :-</b> Transferred to Property Fund	15,20,000	Furniture & Dead Stock (Schedule F)	30,89,709
	1,45,61,551	Library Book (Schedule G)	69,52,209
<b>CORPUS FUND</b>		Students Amenities	1,61,171
Created Out of Tuition Fees	2,78,71,219	Assets - Development Fund (Mat.Test) (Add. During The Year Rs.176115)	1,78,72,507
<b>Add :</b> Trasnfer As Per MP Govt. Norms.	15,12,968	Assets - Student Welfare Fund	7,96,537
	2,93,84,187	Assets - Others	27,55,002
<b>FUND CREATED OUT OF FEES &amp; OTHER RECEIPT</b>		Assets - Acquired from Tution Fees	19,33,08,668
Deprecation & Renewal Fund	4,06,92,353	During The Year Rs. 17774622 (Schedule H)	
Maintenance Fund	2,34,16,438	Assets -Acquired from Self Finance Courses	4,75,93,874
Staff Development Fund	1,98,17,287	During The Year Rs. 5726347 (Schedule H.A.)	50,18,58,652
Other Expenses Fund	1,07,97,445		
	9,47,23,523	<b>SUNDRY DEPOSITS</b>	
<b>OTHER FUNDS</b>		Munc.Corp.,MPEB,Telephone Dept.	9,23,690
National Certificate Course	60,32,002	7 years P.O. Sav. Bank Cert. (MPEB)	16,650
Property Fund	45,81,45,681		9,40,340
Sinking Fund	9,37,413	<b>FIXED DEPOSITS WITH BANKS</b>	
	46,51,15,096	OBC & HDFC Bank	44,23,57,074
<b>SPECIFIC FUNDS (Schedule A)</b>	33,49,63,078		44,23,57,074
<b>STUDENTS FUND (Schedule B)</b>	9,50,04,884	<b>BANK BALANCES (Schedule I)</b>	
<b>OTHER LIABILITIES (Schedule C)</b>		Institute Accounts	7,51,02,995
Creditors	19,35,002	Scholarships	1,95,204
University Fees	2,21,95,163		7,52,98,199
Staff & Students	1,48,11,559	<b>LOANS &amp; ADVANCES (Schedule J)</b>	
Caution Money & other Deposits	5,71,69,731	Loan to Staff (Vehicle,Cycle,House,Festival)	3,77,335
Seminar, Research, Fellowship etc.	1,29,48,681	Advance (Staff & Suppliers)	85,03,142
Others Liabilities	7,58,98,349	Other Advances	10,56,17,931
Student Fees Payable	54,33,890	Income Tax (TDS)	13,67,914
Bank Overdraft	2,40,33,527		11,58,66,322
	21,44,25,902	<b>ACCRUED INTEREST</b>	
		Accrued Interest	3,58,46,072
			3,58,46,072
		<b>INCOME AND EXPENDITURE ACCOUNT (DEFICIT)</b>	
		Excess Expenses during the Year 2016-17	7,60,11,562
			7,60,11,562
<b>TOTAL</b>	<b>124,81,78,221</b>	<b>TOTAL</b>	<b>124,81,78,221</b>


Place: Indore


Date 28 OCT 2017

  
 Finance Officer,  
 Shri G. S. Institute of  
 Technology & Science, Indore

  
 Director,  
 Shri G. S. Institute of  
 Technology & Science, Indore

AS PER OUR REPORT ATTACHED  
FOR D. C. JAIN & CO.  
CHARTERED ACCOUNTANTS

  
 HIRESH JAIN (PARTNER)  
 M. No. 071844



# SHRI G. S. INSTITUTE OF TECHNOLOGY & SCIENCE, INDORE


As on 31st March 2017

## SCHEDULE "A"

Amount in Rs.

Page No. 3

PARTICULARS	Op. Balance	Oth. Rec.	Payments	Cl. Balance
<b>SPECIFIC FUNDS</b>				
Building Development Fund	8,78,704	94,31,729	65,94,272	37,16,161
Canteen Maintenance Fund	21,79,384	4,26,170	3,72,852	22,32,702
College Development (ICAUTO-95) Fund	5,74,114	-	97,035	4,77,079
Computer Stationery Fund	1,20,48,196	21,30,850	20,58,846	1,21,20,200
Contingency Reserve Fund	13,38,401	-	2,26,212	11,12,189
E.D. Cell Fund	8,53,911	-	1,44,325	7,09,586
Employees Benefit Fund	73,196	0	12,371	60,825
Examination Development Fund	74,92,766	14,32,500	12,66,403	76,58,863
Golden Jubilee Fund	4,53,232	14,188	76,604	3,90,816
Hostel Electricity Maintenance Fund	8,16,642	4,43,500	11,27,352	1,32,790
Hostel Equipment Maintenance Fund	12,08,050	-	2,04,181	10,03,869
Hostel Maintenance Fund	93,90,058	39,25,918	40,86,541	92,29,435
Hostel Services & Activities Fund	15,08,990	-	2,55,045	12,53,945
Infrastructure Fund	41,44,074	88,240	7,00,418	35,31,896
Institute Development (Student Fee) Fund	3,18,11,671	2,99,83,948	3,50,03,957	2,67,91,662
Institute Examination Fund	9,94,25,334	1,64,69,000	2,19,43,406	9,39,50,928
NRI Student Hostel Building Fund	5,37,22,144	40,94,440	90,79,939	4,87,36,645
P.G. Student Development Fund	3,45,64,262	1,39,07,163	58,89,482	4,25,81,943
Pro. for Capital Escalation etc. Exp.Fund	16,43,983	-	2,77,861	13,66,122
PTDO Fund	71,96,711	18,65,881	12,16,364	78,46,228
Reserve Fund PTDC (Institute)	2,77,016	46,000	46,820	2,76,196
Res. Fund for Sal. Staff Notice Pay	21,04,994	16,279	3,55,779	17,65,494
Special Development (Material Testing)	51,32,813	24,75,475	33,26,094	42,82,194
Stationary and Printing Fund	1,94,21,521	9,53,510	32,92,136	1,70,82,895
Student Welfare (Institute) Fund	1,03,97,470	-	17,57,346	86,40,124
Self Finance Course Bio-Medical Egg	41,03,184	-	11,79,528	29,23,656
Self Finance Course I.T.	1,16,15,756	-	54,89,760	61,25,996
Self Finance Course Indus.Pharma	23,86,396	-	4,03,341	19,83,055
Self Finance Course MCA	85,79,563	-	31,63,912	54,15,651
Self Finance Course VLSI	11,26,055	-	1,90,321	9,35,734
Self Finance Course-P.T.D.C.	2,39,78,913	12,91,675	61,30,771	1,91,39,817
<b>TOTAL SPECIFIC FUNDS</b>	<b>36,04,47,504</b>	<b>8,89,96,466</b>	<b>11,59,69,274</b>	<b>33,34,74,695</b>
<b>PRIZE FUNDS</b>				
Ashok Rishi Gold Medal	50,893	4,173	2,290	52,776
Best Teach.Award Dr.J.P.Shrivastava	81,526	6,039	-	87,565
Chitale Medal	48,182	3,703	3,840	48,045
Dr. B.S.Phadke Memorial Award	67,775	5,203	1,550	71,428
Gold Medal Late Dr.Durgesh Joshi	0	1,00,000	2,750	97,250
Gold Medal Of Late Shri K.A.Chitale	1,15,908	8,720	1,200	1,23,428
Gold/Silver Medal Sh. D.M.Vyavahare	0	1,00,000	2,750	97,250
Gold Medal Late Sh.Sachin Vyas Memo	0	1,00,000	0	1,00,000
Gold/Silver Medal Sh.KudilalG.S.Mem	7,817	54,357	47,500	24,674
Hemant Raju Memorial Award	2,200	2,459	0	35,659
Late B.P.Ratnawat Goldmedal(Civ.Sh)	8,248	6,406	1,550	90,104
Late C.S.Bharkatia Memorial Fund	2,239	30,610	0	4,43,849
Late Sushila Tripathi Mem.GoldMedal	49,452	3,932	2,290	51,094
Old Boys Association Gold Medal	44,103	3,535	2,290	45,348
Plan Arch Gold-Silver (V.Naolekar)	1,788	315	1,390	713
Seema Garg Memorial Sch(Ex.Stu.)SGS	1,19,600	9,600	10,000	1,19,200
<b>TOTAL PRIZE FUNDS</b>	<b>11,28,731</b>	<b>4,39,052</b>	<b>79,400</b>	<b>14,88,383</b>
<b>GRAND TOTAL SCHEDULE "A"</b>	<b>36,15,76,235</b>	<b>8,94,35,518</b>	<b>11,60,48,674</b>	<b>33,49,63,078</b>



# SHRI G. S. INSTITUTE OF TECHNOLOGY & SCIENCE, INDORE

As on 31st March 2017

## SCHEDULE "B"

### PARTICULARS

Amount in Rs.

Page No. 4

Op. Balance

Oth. Rec.

Payments

Cl. Balance

### STUDENTS FUNDS

Poor Students Fund	40,46,765	9,500	50,000	40,06,265
Student Aid Fund	53,24,483	4,26,170	4,500	57,46,153
Student Cycle Stand Fund	64,97,318	5,57,500	-	70,54,818
Student Games Fund	38,97,295	42,90,286	3,66,645	78,20,936
Student Library Fee Fund	2,98,76,264	61,89,098	93,347	3,59,72,015
Student Magazine Fund	86,31,513	8,52,350	9,000	94,74,863
Student Medical Fund	1,27,01,874	12,78,520	15,836	1,39,64,558
Student Social Gathering Fund	64,86,656	12,78,500	1,72,279	75,92,877
Student Union Fund	29,50,739	4,26,160	4,500	33,72,399


### GRAND TOTAL SCHEDULE "B"

8,04,12,907

1,53,08,084

7,16,107

9,50,04,884





# SHRI G. S. INSTITUTE OF TECHNOLOGY & SCIENCE, INDORE


As on 31st March 2017

**SCHEDULE "C"**

Amount in Rs.

Page No. 5

ARTICULARS	Op. Balance	Oth. Rec.	Payments	Cl. Balance
<b>OTHER LIABILITIES</b>				
<b>(A) CREDITORS</b>				
SC/ST Fee Refund	19,35,002	-	-	19,35,002
<b>TOTAL (A)</b>	<b>19,35,002</b>	<b>-</b>	<b>-</b>	<b>19,35,002</b>
<b>(B) UNIVERSITY FEE</b>				
University Book Bank (DAVV)	2,96,373	675	5	2,97,043
University Handi, Stu. Aid-Fund (DAVV)	3,07,881	4,050	30	3,11,901
University Sports Fee (DAVV)	16,05,003	6,750	50	16,11,703
University Stu. Accident Fee (DAVV)	3,53,741	4,050	30	3,57,761
University Welfare Fund (DAVV)	7,13,720	6,750	50	7,20,420
	<b>32,76,718</b>	<b>22,275</b>	<b>165</b>	<b>32,98,828</b>
University Adventure Activity Fee (RGPV)	3,04,570	43,330	900	3,47,000
University Cultural Fee (RGPV)	9,04,448	1,08,325	2,250	10,10,523
University Dev. Fee(RGPV)	1,13,74,220	15,16,550	31,500	1,28,59,270
University Enrollment Fee (RGPV)	2,33,511	2,82,400	2,53,500	2,62,411
University Sports Fee (RGPV)	15,82,085	2,16,600	4,500	17,94,185
University Student Welfare Fund (RGPV)	19,84,135	4,76,620	9,900	24,50,855
University Union Fee (RGPV)	1,50,876	21,665	450	1,72,091
	<b>1,65,33,845</b>	<b>26,65,490</b>	<b>3,03,000</b>	<b>1,88,96,335</b>
<b>TOTAL (B)</b>	<b>1,98,10,563</b>	<b>26,87,765</b>	<b>3,03,165</b>	<b>2,21,95,163</b>
<b>(C) STAFF AND STUDENTS</b>				
Arrear of 5th Pay to Non-Teaching	64,08,603	-	-	64,08,603
Award of P.G. Studentship	12,97,875	-	-	12,97,875
Merit Student Scholarship	6,52,594	-	-	6,52,594
Sixth Pay Arrear AICTE Teachers	45,51,124	-	-	45,51,124
Teachers Welfare Fund [Instt. Exam]	15,57,250	1,79,052	-	17,36,302
Unpaid Exam Remuneration	18,250	-	-	18,250
Unpaid ISTE Workshop Expenses	-	20,000	-	20,000
Unpaid Salary & Wages	1,03,436	-	-	1,03,436
Unpaid Tutionfee To Greencard Holde	23,375	-	-	23,375
<b>TOTAL (C)</b>	<b>1,46,12,507</b>	<b>1,99,052</b>	<b>-</b>	<b>1,48,11,559</b>
<b>(D) CAUTION MONEY &amp; OTHER DEPOSIT</b>				
Caution Money PMSKDS A/C	-	8,500	-	8,500
Hostel Caution Money	56,92,290	10,90,000	5,86,500	61,95,790
Institute Caution Money	4,04,91,136	83,88,645	41,96,880	4,46,82,901
Lav Kush Vihar Rental Deposit	12,400	-	-	12,400
Library Caution Money	4,07,750	-	-	4,07,750
Earnest Money (Instt.)	45,37,913	1,10,000	17,35,000	29,12,913
Earnest Money (TEQIP)	45,000	-	-	45,000
Security Deposit	48,16,801	5,18,066	24,30,390	29,04,477
<b>TOTAL (D)</b>	<b>5,60,03,290</b>	<b>1,01,15,211</b>	<b>89,48,770</b>	<b>5,71,69,731</b>



# SHRI G. S. INSTITUTE OF TECHNOLOGY & SCIENCE, INDORE


As on 31st March 2017

**SCHEDULE "C"**

Amount in Rs.

Page No. 6

ARTICULARS	Op. Balance	Oth. Rec.	Payments	Cl. Balance
<b>(E) SEMINAR RESEARCH FELLOWSHIP ETC</b>				
<b>(I) CSIR/JRF/SRF/RAS Scheme</b>				
AICTE-National Fello of M.Bafna	1,29,000	-	-	1,29,000
CSIR/JRF/SRF/RAS Scheme	3,83,434	-	-	3,83,434
CSIR/SRF Harneet Kaur	81,171	-	-	81,171
CSIR/SRF Of Aroakia Babu	1,95,370	-	-	1,95,370
CSIR/SRF Of Ravikant Choubey	1,00,936	-	-	1,00,936
CSIR/SRF/of Sheetal Kapoor	82,156	-	-	82,156
CSIR/SRF/of Shri Om prakash Choudhary	53	4,23,200	4,04,350	18,903
CSIR/SRF/of Shri Arun Gupta	2,01,900	-	-	2,01,900
JRF Of Mrs. Revathi A Gupta	80,162	-	-	80,162
SRF/JRF/DST Proj. Mrs. Dr. P.Sen	6,893	-	-	6,893
SRF of Shri C. Karthikeyan	38,811	-	-	38,811
<b>TOTAL (I) CSIR/JRF/SRF/RAS Scheme</b>	<b>12,99,886</b>	<b>4,23,200</b>	<b>4,04,350</b>	<b>13,18,736</b>
<b>(II) SC/ST Schemes</b>				
Book Bank SC Top Ten Scheme Student	30,000	-	-	30,000
SC/ST Book Bank (Tribal Welfare)	31,259	-	-	31,259
SC/ST Book Bank a/c	1,83,764	3,757	3,757	1,83,764
ST/SC DTE Special Coaching	17,84,138	-	-	17,84,138
ST/SC PET Coaching	5,16,000	-	-	5,16,000
ST/SC Saghan Coaching	4,77,458	-	-	4,77,458
ST/SC Singhdwar Yojana	5,96,000	-	-	5,96,000
SC/ST/OBC Tution Fees	1,33,31,553	-	1,33,31,553	-
<b>TOTAL (II) SC/ST Schemes</b>	<b>1,69,50,172</b>	<b>3,757</b>	<b>1,33,35,310</b>	<b>36,18,619</b>
<b>(III) Seminar Research Fellowship Etc.</b>				
AICTE Semi.Proj. Grant Dr.T.R.Saini	59,708	-	-	59,708
AICTE (Margdarshan) Dr.M.L.Jain 20.94L	-	18,84,705	-	18,84,705
Assessment Of Climate Change Dr.RKS	1,61,105	-	-	1,61,105
C.P.F. [Pratima Sen]	1,145	-	-	1,145
Carrier Award Sanjeev Choudhary	1,43,872	-	-	1,43,872
CEP Grt.Dr.Abhay Jain & Dr.P.K.Dutta	1,55,976	-	-	1,55,976
CISCO CEP PROGRAMME	8,18,454	-	-	8,18,454
Class Project [NCERT]	18,995	-	-	18,995
DBT Porject Of Dr.J.T.Andrews	20,023	-	-	20,023
Early Faculty Inducaton Prog.	50,000	-	-	50,000
Earth Quake Engg.Education Trg.Prg.	20,000	-	-	20,000
EFIP A/c (AICTE)	10,000	-	-	10,000
Emrgin Tech. Woman-2002(V.Tare/S.Kum	30,409	-	-	30,409
Faculty Dev. Prog.(Dr.W.U.Khan)	10,818	-	-	10,818
G.S.I. Project (Dr.S.K.Soni)	6,400	-	-	6,400
I.C.Of Medical Rch Dr.J.T.Andrew	40,651	-	40,651	-
IIM DTE Grant (Rs.5 Lacs)	1,12,114	-	-	1,12,114
ISTE Workshop (Mrs. U. Thakar)	1,71,881	40,000	1,02,031	1,09,850
ISTE Workshop on S.E.Dr.Vijay Rode	1,00,222	-	1,00,222	-
ISTE Workshop Dr.D.J.Killedar	1,15,051	-	1,15,051	-



# SHRI G. S. INSTITUTE OF TECHNOLOGY & SCIENCE, INDORE

As on 31st March 2017

## SCHEDULE "C"

Amount in Rs.


Page No. 7

ARTICULARS	Op. Balance	Oth. Rec.	Payments	Cl. Balance
ISTE-Green Buil.Awarness-(U.Thakar)	3,000	-	-	3,000
Machla Project (ECO-SAN)	4,540	-	-	4,540
Media Centre Of Dr.R.S.Tare	7,030	-	-	7,030
MPCOST Dr. Nitesh Gupta (Chemistry)	1,81,000	-	-	1,81,000
MPCOST(Prof.S.K.Paswan)5Lacs	1,41,329	-	12,470	1,28,859
MPCST Dr.Basant Agrawal	4,36,800	-	4,36,800	-
MPCST Sh.Prakash Soni(Pharmacy)	29,695	-	11,857	17,838
MRP Dr.(Mrs.) Meena Tiwari(Pharma)	83,450	-	57,359	26,091
MRP Dr.Mrs.S.Kumbhaj(UGC)	4,778	-	4,778	-
MRP Project Of Smt.Pratima Sen	98,605	-	-	98,605
NAM S&T(RTF-DCS)EKOE Akata Aloys	-	2,70,000	-	2,70,000
National Progm.On Earthquake(NPEEE)	1,10,927	-	-	1,10,927
National Workshop (Maths.Teqip II)	-	33,800	-	33,800
Organized National Science Day-2009	14,193	-	-	14,193
R & D Grant Of IEI Prof.D.A.Mehta	40,000	-	40,000	-
S.S.S. Impact	93,143	-	-	93,143
Safety & Test Ride(S.B.Purohit) A/c	20,000	-	-	20,000
Scince Day Celebration	15,000	-	15,000	-
Seminar & Fellowship Of Diff.Sub.	16,82,083	-	-	16,82,083
Stu.HIV Non Nucleoside Cord N.Sapre	2,287	-	-	2,287
Study Of Opt.Prot.Of Sem.Quant.Dots	1,33,694	-	-	1,33,694
Symposium On Value Education A/C	19,502	-	-	19,502
TEQIP II-STIP	13,000	-	-	13,000
Training To Sub-Engineers	4,739	-	-	4,739
Tran.To Engg.Staff(Dr.S.M.Narulkar)	81,041	-	-	81,041
UGC-DAE CSR Of Dr.P.K.Sen A/C	23,800	2,46,600	1,87,136	83,264
Upgrdation Of Instr.Medi.Healthcare	1,000	3,50,000	3,51,000	-
Water Harvesting Proj.(UN-HABITAT)	-	6,96,449	-	6,96,449
Women Sciet. Sch.(DR.Nilanaja Jain)	27,634	6,19,177	4,63,610	1,83,201
World Bank Project [Recurring]	4,89,466	-	-	4,89,466
<b>TOTAL [III] Sem. Res. Fello. Etc.</b>	<b>58,08,560</b>	<b>41,40,731</b>	<b>19,37,965</b>	<b>80,11,326</b>
<b>TOTAL E [I+II+III] Sem. Res. Fello. Etc.</b>	<b>2,40,58,618</b>	<b>45,67,688</b>	<b>1,56,77,625</b>	<b>1,29,48,681</b>

## F) OTHER LIABILITIES

### (I) Misc-Liabilities

Accreditation DTE UG Course A/c	4,94,085	-	-	4,94,085
B.Pharmacy Form (VPP Mandal DTE)A/c	3,089	-	-	3,089
Central Sec.Top-10 SC Sch. (11-12)	6,00,481	-	-	6,00,481
Central Sec.Top-10 SC/ST Sch.(7-8)	46,079	-	-	46,079
Central Sec.Top10-SC-Sch.2015-16	11,811	27,00,229	22,62,040	4,50,000
Central Sec.Top10-ST-Sch.2015-16	7,68,080	-	7,68,080	-
Central Sector Sch.ST(2013-14)	15,343	-	-	15,343
Consultancy	91,20,636	42,34,761	41,61,973	91,93,424
Counselling A/c	77,240	4,20,966	4,16,216	81,990
Crisp Portal Charges	1,97,502	3,93,434	4,02,538	1,88,398
Dist. Edu. Prog. IIT Bom (Com.Eng.)	26,748	-	-	26,748



# SHRI G. S. INSTITUTE OF TECHNOLOGY & SCIENCE, INDORE


As on 31st March 2017

## SCHEDULE "C"

Amount in Rs.

Page No. 8

ARTICULARS	Op. Balance	Oth. Rec.	Payments	Cl. Balance
Drainage Line Nirman A/C	80,074	-	-	80,074
DST GIS Project Dr.S.K.Soni	65,383	-	-	65,383
Faculty DEv.Prog.Dr. Sunita Varma A	-	50,000	27,500	22,500
GIS A/c	59,794	22,49,060	22,49,478	59,376
GIS Claims	-	5,23,512	4,02,500	1,21,012
Green Card Holders(Tution Fee)A/C	93,18,698	-	1,23,700	91,94,998
Guest House A/c	12,40,517	2,09,300	32,183	14,17,634
Interest Due From PF Trust SGSITS	80,89,540	-	-	80,89,540
Internet Fee/Fund	2,44,26,318	51,14,400	4,11,044	2,91,29,674
Janbhagi (Overhead Water TankDist.)	12,00,000	-	-	12,00,000
Janbhagidari Lawn Tennis Court Nirma	11,37,000	-	-	11,37,000
Janbhagidari(Road Damrikan 4 Lac	9,95,500	-	-	9,95,500
Migration/Provisional Cert. Fees	11,14,700	4,72,100	1,70,400	14,16,400
N.S.S. (DAVV) Indore	-	36,700	26,445	10,255
Nice Clean Services(ST)	6,470	-	-	6,470
OSA Fund For Library	22,500	-	-	22,500
Out Side Material Testing	33,87,738	46,10,684	30,14,715	49,83,707
Pradhan Mantri KaushalVikas (PMKVYTI)	-	1,21,500	-	1,21,500
Prof. Ajit Jain Equipment	54,760	-	-	54,760
QIP Program A/c	5,38,480	-	-	5,38,480
Red Ribbon Club A/C	-	5,000	-	5,000
SCB	230	-	230	-
SCHOLARSHIP (FDR)	2,39,667	-	-	2,39,667
Seminar On NSTE 2012	1,13,490	-	-	1,13,490
Shree Gangour Food Prod.(I) P.Ltd.	22,957	-	-	22,957
SMDP-C2SD (E&I Dept.)	15,52,272	1,50,000	2,90,332	14,11,940
TEQIP S.G.S.I.T.S. A/c	1,32,530	-	-	1,32,530
Tribal Welfare Dptt.Distric Indore	18,26,590	-	-	18,26,590
Tution Fees M.B.A. (DTE) A/c	27,000	-	-	27,000
Unpaid Arrears(Teaching)	16,94,539	-	-	16,94,539
VAT A/C	5,061	-	-	5,061
Withheld Amount	-	5,04,431	5,01,931	2,500
<b>Total (I) Misc-Liabilities</b>	<b>6,87,12,902</b>	<b>2,17,96,077</b>	<b>1,52,61,305</b>	<b>7,52,47,674</b>
<b>II) Outside Exam/Scholarship A/c</b>				
Exams Outside A/c	3,00,408	86,180	86,180	3,00,408
Outside Scholarship	2,87,507	-	-	2,87,507
Post Metric Scholarship A/c	62,760	-	-	62,760
<b>Total (II) Outside Exam/Scholarship A/c</b>	<b>6,50,675</b>	<b>86,180</b>	<b>86,180</b>	<b>6,50,675</b>
<b>TOTAL (F) (I+II) OTHER LIABILITIES</b>	<b>6,93,63,577</b>	<b>2,18,82,257</b>	<b>1,53,47,485</b>	<b>7,58,98,349</b>
<b>G) STUDENT FEES PAYABLE</b>				
Excess Fee Refund	18,01,809	1,37,709	1,05,030	18,34,488
Student Account (As per Ledger)	3,51,502	5,03,000	3,69,100	4,85,402
Tution Fees With RGPV Bhopal	31,14,000	-	-	31,14,000
<b>TOTAL (G)</b>	<b>52,67,311</b>	<b>6,40,709</b>	<b>4,74,130</b>	<b>54,33,890</b>



# SHRI G. S. INSTITUTE OF TECHNOLOGY & SCIENCE, INDORE


As on 31st March 2017

SCHEDULE "C"

Amount in Rs.

Page No. 9

ARTICULARS	Op. Balance	Oth. Rec.	Payments	Cl. Balance
<b>(H) BANK OVERDRAFT</b>				
Corpus Fund OBC S/B(09112011001776)	3,31,412	-	3,31,412	-
HDFC IY FEE A/C NO.50100106429164	4,313	-	4,313	-
OD-OBC Bank A/c NO. 9115015001928	1,00,68,011	5,22,57,116	3,82,91,600	2,40,33,527
<b>TOTAL (H)</b>	<b>1,04,03,736</b>	<b>5,22,57,116</b>	<b>3,86,27,325</b>	<b>2,40,33,527</b>
<b>GRAND TOTAL SCHEDULE "C"</b>	<b>20,14,54,604</b>	<b>9,23,49,798</b>	<b>7,93,78,500</b>	<b>21,44,25,902</b>



**SHRI G. S. INSTITUTE OF TECHNOLOGY & SCIENCE, INDORE**


As on 31st March 2017

**SCHEDULE "D"**

Amount in Rs.

Page No. 10

<b>PARTICULARS</b>	<b>Op. Balance</b>	<b>Oth. Rec.</b>	<b>Payments</b>	<b>Cl. Balance</b>
<b><u>DETAILS OF BUILDING AND MAJOR REPAIRS</u></b>				
<b>Building - Out of Government Grants</b>				
<b><u>Building - Main Block</u></b>				
Block No.1	7,29,719	-	-	7,29,719
Block No.2	3,72,710	-	-	3,72,710
Block No.3	8,02,017	-	-	8,02,017
<b>Total Building - Main Block</b>	<b>19,04,446</b>	-	-	<b>19,04,446</b>
<b><u>Building - Extension</u></b>				
Industrial Engg.	8,74,115	-	-	8,74,115
Electronics and Instrumentation	44,23,334	-	-	44,23,334
New Hostel Block No.1	5,04,048	-	-	5,04,048
New Hostel Block No.2	2,48,880	-	-	2,48,880
New Hostel Block No.4	40,49,103	-	-	40,49,103
Cold Storage (HE Lab.)	32,144	-	-	32,144
Additional Intake	12,67,239	-	-	12,67,239
Additional Hostel Building	43,47,191	-	-	43,47,191
Girls Hostel SC/ST No. II	73,20,339	-	-	73,20,339
<b>Total Building - Extension</b>	<b>2,30,66,393</b>	-	-	<b>2,30,66,393</b>
<b><u>Building Others</u></b>				
Pharmacy Block	40,99,024	-	-	40,99,024
Computer Science	11,42,063	-	-	11,42,063
Girls Hostel with Water Supply	28,33,222	-	-	28,33,222
New Hostel No.3 (Girls)	31,317	-	-	31,317
Special Additional to Flooring	1,92,285	-	-	1,92,285
Asphalting of Main Road (DTE)	80,712	-	-	80,712
Addition of Lab. (DTE)	34,440	-	-	34,440
Dismantling of Central Hall	5,95,788	-	-	5,95,788
Compound Wall	6,03,920	-	-	6,03,920
High Voltage Lab.	25,22,941	-	-	25,22,941
Specific Repairing to Flooring	6,42,035	-	-	6,42,035
<b>Total Building Others</b>	<b>1,27,77,747</b>	-	-	<b>1,27,77,747</b>
<b><u>Building - Academic</u></b>				
Auditorium	27,32,095	-	-	27,32,095
Canteen Ist Floor	8,22,141	-	-	8,22,141
Stricter Lab.	11,31,410	-	-	11,31,410
<b>Total Building - Academic</b>	<b>46,85,646</b>	-	-	<b>46,85,646</b>



# SHRI G. S. INSTITUTE OF TECHNOLOGY & SCIENCE, INDORE


As on 31st March 2017

## SCHEDULE "D"

Amount in Rs.

Page No. 11


PARTICULARS	Op. Balance	Oth. Rec.	Payments	Cl. Balance
<b>Others Building</b>				
Construction of Compound Wall	1,53,334	-	-	1,53,334
Constriction Elex. & TC.	57,533	-	-	57,533
Chokidar Hutment Megadoot & wire fanc.land	1,55,499	-	-	1,55,499
Readers Quarter 8 Nos.	2,17,275	-	-	2,17,275
GI Sheet in roof Central Workshop	2,97,003	-	-	2,97,003
Girls Hostel	12,61,252	-	-	12,61,252
Opto Electronics M.Tech. Cat	17,06,470	-	-	17,06,470
Tube Well DTE	1,08,282	-	-	1,08,282
Electrification in IPE	35,292	-	-	35,292
Water Supply DTE	58,277	-	-	58,277
Lecturers Quarter	4,09,406	-	-	4,09,406
PG Environment Engg.	4,65,265	-	-	4,65,265
New Compound Wall	1,81,183	-	-	1,81,183
Campus Streets Light	1,06,037	-	-	1,06,037
Electronics	10,36,066	-	-	10,36,066
Repairing of Flooring (Estt.Section)	76,984	-	-	76,984
O.B.C. (Bank Building)	19,54,153	-	-	19,54,153
Flooring of Chemistry Lab.	98,691	-	-	98,691
DTE Guest House Grant	66,717	-	-	66,717
Cycle Stand Parking Shed	1,56,726	-	-	1,56,726
Indoor Stadium Type II (Institute Resources)	11,38,360	-	-	11,38,360
Parking Shed Cycle Stand	74,529	-	-	74,529
Electrification work of Building Elex.	64,600	-	-	64,600
Spl.Repair Admi.Central Hall Auditorium	17,97,142	-	-	17,97,142
Motor Pump Water Supply Rs.1 Lacs DTE Grant	1,08,907	-	-	1,08,907
<b>Total Other Building</b>	<b>1,17,84,983</b>	<b>-</b>	<b>-</b>	<b>1,17,84,983</b>
<b>Building out of Govt. Grants/Tuition Fees</b>				
Garage	4,73,987	-	-	4,73,987
Computer Sc. I Floor and Water Tank	11,88,293	-	-	11,88,293
Water Resources Lab. (PHE)	4,36,565	-	-	4,36,565
World Bank	16,85,436	-	-	16,85,436
Floor (Women Polytechnics)	2,00,450	-	-	2,00,450
Toilet Block Const.(Janbhgidari)	20,75,787	-	-	20,75,787
SC/ST Hostel (AICTE)	2,01,66,293	-	-	2,01,66,293
<b>Total Building out of Govt. Grants/T. Fees</b>	<b>2,62,26,811</b>	<b>-</b>	<b>-</b>	<b>2,62,26,811</b>
<b>Building Residential</b>				
Accommodation No.1	4,62,453	-	-	4,62,453
Accommodation No.2	7,55,080	-	-	7,55,080
Accommodation No.3	8,16,887	-	-	8,16,887
Accommodation No.4	10,79,818	-	-	10,79,818
Accommodation No.5	9,99,931	-	-	9,99,931
Accommodation No.6	16,78,780	-	-	16,78,780
Guest House (Kali Kothi)	2,36,522	-	-	2,36,522
Lavkush Vihar (Building Dev. Fund)	34,38,420	-	-	34,38,420
Guest House (Instt. Building)	59,096	-	-	59,096
<b>Total Building Residential</b>	<b>95,26,987</b>	<b>-</b>	<b>-</b>	<b>95,26,987</b>
<b>GRAND TOTAL SCHEDULE "D"</b>	<b>8,99,73,013</b>	<b>-</b>	<b>-</b>	<b>8,99,73,013</b>



# SHRI G. S. INSTITUTE OF TECHNOLOGY & SCIENCE, INDORE

As on 31st March 2017

SCHEDULE "E"	Amount in Rs.			Page No. 12
ARTICULARS	Op. Balance	Oth. Rec.	Payments	Cl. Balance
<b><u>EQUIPMENTS</u></b>				
<b><u>EQUIPMENT CENTRAL GOVT. GRANT</u></b>				
<b>Equipment Special Scheme Central Govt.</b>				
ADE Noise Source Identification IEEE AICTE	4,95,966	-	-	4,95,966
AICT-CED Dev.of Geoinformatics (Dr.Narulkar)	4,48,285	-	-	4,48,285
AICTE - Industrial Inst.Part Sale II PC	1,70,934	-	-	1,70,934
Automation Office Dev.	4,67,705	-	-	4,67,705
Central Workshop	15,52,851	-	-	15,52,851
Centre for Art. Int. & Robotics	17,56,420	-	-	17,56,420
Comp.Aided Deg.of Anti Hipper Ten. Ag.(SCC)	8,22,124	-	-	8,22,124
DAE NLP Project (Opto Mech) P.K.Sen	1,96,980	-	-	1,96,980
Design.& Dev.Transdermal Dry Deli.(R.S.Guad)	8,90,897	-	-	8,90,897
Development of Transportation Lab.	15,10,065	-	-	15,10,065
Distance Education Prog. IIT,Bombay	14,99,785	-	-	14,99,785
DST Project Dr.P.K.Sen (4 Lacs)	4,57,112	-	-	4,57,112
Electrical Engg. Lab.	15,10,880	-	-	15,10,880
Electronics Lab. (Exp) addl. Intake	10,04,607	-	-	10,04,607
Electronics Lab. Dev. Phase-II	16,00,224	-	-	16,00,224
Elex. and Instr. Phase-II	10,51,923	-	-	10,51,923
Embedded System App.(Ajit Jain,6 Lacs)	5,76,399	-	-	5,76,399
Ergonomic Lab. (I & T)	10,04,942	-	-	10,04,942
Fiber Optic (Dev.) MHRD	52,764	-	-	52,764
Grant Comp. (DAM) AICTE SPI.Sch.Res.Prog.	4,09,320	-	-	4,09,320
I/C Engine and Probe Machine (M.K.Jain)	14,81,241	-	-	14,81,241
IC Engine Lab.	16,71,378	-	-	16,71,378
IIPC(DR.T.R.SAINI B-PH)1.45 Lac	1,29,600	-	-	1,29,600
Installation of Personal Comp.(UGC Grant)	1,35,100	-	-	1,35,100
Lab. Dev. (I&P)	17,38,984	-	-	17,38,984
Laser Technology Dev. (MHRD)	11,06,234	-	-	11,06,234
Material Sc. Lab.	13,34,742	-	-	13,34,742
Methodology NLP & Expert System	7,02,105	-	-	7,02,105
Mod of CAD & Graphics Lab. MED (7.5 Lacs)	7,79,706	-	-	7,79,706
Mod of Library P.K.Chande AICTE (7.20 Lacs)	7,47,155	-	-	7,47,155
Mod of Quality Tech.Lab. (3 Lacs) G.Thakar	3,20,003	-	-	3,20,003
Mod. of Chemistry Lab.	6,12,616	-	-	6,12,616
Mod. of Computer Engg. (Dr.P.K.Chande)	9,47,774	-	-	9,47,774
Mod. of Computer Library (Abhay Jain)	1,500	-	-	1,500
Mod. of Laser & Fiber Optics (P.K.Sen)	6,19,189	-	-	6,19,189
Mod. of Prod. Engg. Lab. (Dr.M.L.Neema)	3,61,185	-	-	3,61,185
Mod. of Stru.Dynamic Lab.(Dr.G.C.Bajoria)	4,19,019	-	-	4,19,019
Mod.of B.Pharmacy	3,30,444	-	-	3,30,444
Mod.of Biomedical & Instrument	6,18,689	-	-	6,18,689
Mod.of Computer Center K.P.Singh (6 Lacs)	6,00,000	-	-	6,00,000
Non-Liner Op.Proc.& Coherent Trn. Off.(PK.Sen)	8,57,456	-	-	8,57,456
Physic & Chemistry Lab. (Modern)	10,39,660	-	-	10,39,660
Plant Tissue Culture Lab.(Dr.SC Chaturvedi)	6,28,586	-	-	6,28,586





# SHRI G. S. INSTITUTE OF TECHNOLOGY & SCIENCE, INDORE

As on 31st March 2017

**SCHEDULE "E"**

Amount in Rs.

Page No. 13


ARTICULARS	Op. Balance	Oth. Rec.	Payments	Cl. Balance
Qty. Optical Anly. of Non-opt. BRNS (Dr. P.K. Sen)	25,841	-	-	25,841
R&D Aid for Handicapped Person (Dr. P.K. Chande)	6,58,465	-	-	6,58,465
R&D Aid for Handicapped Person (Dr. P.K. Chande)	5,17,519	-	-	5,17,519
R&D Grant EED (Dr. L.D. Arya)	1,41,725	-	-	1,41,725
R&D Grant Dr. S.G. Khaskhedikar 6 Lacs	6,87,533	-	-	6,87,533
R&D Proj. B.K. Gandhi	1,61,575	-	-	1,61,575
R&D Spl. Sch. AICTE Shri S.G. Khaskhedikar	7,28,997	-	-	7,28,997
Research & Dev. Grant (Dr. B. Sarkar)	5,00,639	-	-	5,00,639
Spl. Man Power for VLSI Design (MC Shrivastava)	5,22,301	-	-	5,22,301
Structural Dynamic lab.	15,03,375	-	-	15,03,375
Structural Engg. Lab.	15,02,275	-	-	15,02,275
Tap Tech Proj. Dr. T.R. Saini (15 lacs)	22,45,464	-	-	22,45,464
Tap. Tec. Project Dr. P.K. Sen (AICTE)	4,86,430	-	-	4,86,430
UGC Proj. Of Dr. P. Trivedi	2,11,721	-	-	2,11,721
<b>Total Equipment Special Scheme Cent. Govt.</b>	<b>4,45,56,409</b>	<b>-</b>	<b>-</b>	<b>4,45,56,409</b>

## Equipment Development Scheme- II

Computer Facilities (Comp. Centre)	15,31,350	-	-	15,31,350
Elx. & Instt. Prod. Design Facility	5,19,541	-	-	5,19,541
Maint. Engg. (Lab. Dev.)	6,00,000	-	-	6,00,000
Elect. Engg. Lab. (Dev.)	13,38,781	-	-	13,38,781
Applied Mechanics Lab.	10,40,505	-	-	10,40,505
Machine Dynamic Lab.	5,00,000	-	-	5,00,000
Computing Facility & Software	8,50,698	-	-	8,50,698
Management Edu. Dev. Cell	5,01,004	-	-	5,01,004
Civil Engg., & App. Mach. Energy Rec.	4,94,988	-	-	4,94,988
Micro Comp. Appl. (Ind & Prod. El. Engg.)	8,59,071	-	-	8,59,071
Survey Lab. (Modern)	5,41,650	-	-	5,41,650
Fluid Mech. & Hydro. turbo (Modern)	10,25,705	-	-	10,25,705
Data Comm. Lab. (Elx. & TC)	11,09,111	-	-	11,09,111
Graph Network & HW-Comp. Engg. (Mod.)	10,81,315	-	-	10,81,315
Feb. of Alloys & Studies	10,54,022	-	-	10,54,022
Fluid Mech. and Machinery Lab.	5,85,623	-	-	5,85,623
<b>Total Equipment Development Scheme- II</b>	<b>1,36,33,364</b>	<b>-</b>	<b>-</b>	<b>1,36,33,364</b>

## Equipment Network Scheme

Power Electronics Lab.	5,57,402	-	-	5,57,402
Water Resource Lab.	4,25,682	-	-	4,25,682
Metrology Lab. (I & P)	5,09,105	-	-	5,09,105
Heat Transfer Lab. (Mech.)	5,37,095	-	-	5,37,095
Environmental Engg. Lab. (Civil)	5,22,277	-	-	5,22,277
Vibration and Noise Control (Mech.)	6,33,942	-	-	6,33,942
Power System Lab. (Elect.)	6,04,642	-	-	6,04,642
Rock Machine Lab. (Civil)	5,00,343	-	-	5,00,343
Refrigeration & Air Condi. Lab. (MED)	5,57,749	-	-	5,57,749
R & D Proj. Dr. P. Trivedi	4,967	-	-	4,967
<b>Total Equipment Network Scheme</b>	<b>48,53,204</b>	<b>-</b>	<b>-</b>	<b>48,53,204</b>



# SHRI G. S. INSTITUTE OF TECHNOLOGY & SCIENCE, INDORE

As on 31st March 2017

**SCHEDULE "E"**

Amount in Rs.

Page No. 14

ARTICULARS	Op. Balance	Oth. Rec.	Payments	Cl. Balance
<b>OTHER EQUIPMENTS</b>				
AICTE (RPS) M. L. Jain Rs.18.70 Lac	16,76,614	-	-	16,76,614
Augmentation of Mobile.Sc. Mat. Sc.	10,41,730	-	-	10,41,730
Automatic Engg. Emission control	8,08,925	-	-	8,08,925
CCD-Camera Based Automation	8,49,245	-	-	8,49,245
Computer Application CAD/CAM	10,00,582	-	-	10,00,582
Computer Engg. (PG)	11,01,568	-	-	11,01,568
Continuing Education Programme	3,55,603	-	-	3,55,603
Continuing Education Programme(NANCE)	19,547	-	-	19,547
Dev.of Advance Commn.Lab.P.D.Vyavhare(7.0lac	7,00,001	-	-	7,00,001
Development of CAD/CAM	15,69,678	-	-	15,69,678
Electronics Lab. Phase-II	10,02,629	-	-	10,02,629
Energy Saving Tech. for Elect.	1,00,000	-	-	1,00,000
Equipments AS400 Computer Dev.(PK Chande)	7,32,546	-	-	7,32,546
Estab.of LINUX based ATM N/w Lect.Time.	3,00,000	-	-	3,00,000
High Voltage Lab. Modern.	36,78,235	-	-	36,78,235
Instrumentation State Govt.	2,74,442	-	-	2,74,442
M.Tech. Opto Elx.	20,75,244	-	-	20,75,244
Man-Machine Interface	15,258	-	-	15,258
Manpower Development Fiber Optic	19,90,185	-	-	19,90,185
Metholosis Foreman M. Interface	7,00,251	-	-	7,00,251
Mod. of Chemistry	5,15,248	-	-	5,15,248
Mod. of Computer Centre	12,19,299	-	-	12,19,299
Mod. of Digital Satellite	9,97,791	-	-	9,97,791
Mod. of Energy Geology Lab.	12,39,827	-	-	12,39,827
Mod. of Prod. Engg. Lab.	8,95,312	-	-	8,95,312
Mod. of Removal Obsolesce Applied	2,49,780	-	-	2,49,780
Mod. of Theory Machine Lab.	10,02,310	-	-	10,02,310
Mode & Removal of Obsolesce B.Pharm	5,00,636	-	-	5,00,636
MRP Proj. (Mrs.M.Tiwari) 6.52I.ac	-	-	5,18,968	5,18,968
Network Augmentation of Rob.	5,03,622	-	-	5,03,622
Office Automation	89,990	-	-	89,990
PG Water Resources	4,35,873	-	-	4,35,873
PHE	3,71,898	-	-	3,71,898
Product Design and Dev.	10,00,543	-	-	10,00,543
Quantitative Tech. Lab.	10,03,027	-	-	10,03,027
Real time Knowledge Based Auto PKC	15,47,507	-	-	15,47,507
Remote Sensing Emerging Tech.	44,93,438	-	-	44,93,438
RPS-AICTE Rs.15.20 I.ac (T.R.S)	-	83,949	16,03,949	15,20,000
Strengthening Facilities	10,00,002	-	-	10,00,002
Telematics Information Tech.	8,18,352	-	-	8,18,352
World Bank Incentive	12,83,295	-	-	12,83,295
<b>Total Other Equipments</b>	<b>3,91,60,033</b>	<b>83,949</b>	<b>21,22,917</b>	<b>4,11,99,001</b>



# SHRI G. S. INSTITUTE OF TECHNOLOGY & SCIENCE, INDORE

As on 31st March 2017

**SCHEDULE "E"**


Amount in Rs.

Page No. 15

PARTICULARS	Op. Balance	Oth. Rec.	Payments	Cl. Balance
<b>EQUIPMENTS - STATE GOVERNMENT GRANTS</b>				
National Certificate Course	3,31,250	-	-	3,31,250
National Diploma Course	5,25,682	-	-	5,25,682
Expansion Scheme (M&E)	15,103	-	-	15,103
Degree Course (M&E)	7,45,838	-	-	7,45,838
Overseas Course	18,150	-	-	18,150
Automatic Telephone Exchange	2,100	-	-	2,100
Physics Lab. (UGC)	17,107	-	-	17,107
Additional Intake (Equ.Lib.Furniture)	5,37,574	-	-	5,37,574
Overhead Project	16,961	-	-	16,961
Chemistry	11,342	-	-	11,342
Modernization (DTE)	5,21,099	-	-	5,21,099
Solar Water Heater (Janbhgidari)	13,41,446	-	-	13,41,446
QIP I (Including Books)	13,35,949	-	-	13,35,949
QIP II (Including Books)	5,95,510	-	-	5,95,510
Electronics and Telecomm.	10,95,499	-	-	10,95,499
Industrial Engg. (UG)	9,78,898	-	-	9,78,898
Computer Sc. (UG)	20,29,984	-	-	20,29,984
Office Equipt. (Franking Machine)	6,955	-	-	6,955
Computer Facilities	7,00,000	-	-	7,00,000
Modernisaton and Saj-Sajja	31,026	-	-	31,026
Civil Engg.	1,56,466	-	-	1,56,466
Electronics Typewriter	31,410	-	-	31,410
Cold Storage (Heat Engine Lab)	73,100	-	-	73,100
B.Pharmacy	10,26,798	-	-	10,26,798
Electronics and Instrumentation	9,64,217	-	-	9,64,217
Production Engg.	8,75,223	-	-	8,75,223
5 YDC Expansion Scheme	1,48,320	-	-	1,48,320
<b>Total Equipments State Government Grants</b>	<b>1,41,33,007</b>	<b>-</b>	<b>-</b>	<b>1,41,33,007</b>

**Equipment Expansion Scheme - II**

Material Testing Lab.	19,845	-	-	19,845
Servo Mechanism Machines	11,276	-	-	11,276
Hydraulic Lab.	33,584	-	-	33,584
Heat Engine Lab.	1,62,427	-	-	1,62,427
Survey Lab.	897	-	-	897
Elx. and TC Expansion Scheme	28,506	-	-	28,506
Cement Testing Lab.	3,412	-	-	3,412
Applied Mach. Lab.	2,063	-	-	2,063
Electric Mechanical Lab.I	1,25,071	-	-	1,25,071
Public Health Engg. Lab.	6,048	-	-	6,048
Road Materials	23,568	-	-	23,568
Chemistry Lab.	57,730	-	-	57,730
Soil Mechanics Lab.	29,229	-	-	29,229
Structural Lab.	1,00,233	-	-	1,00,233
Metrology Lab.	10,528	-	-	10,528



# SHRI G. S. INSTITUTE OF TECHNOLOGY & SCIENCE, INDORE

As on 31st March 2017

## SCHEDULE "E"

Amount in Rs.

Page No. 16

### ARTICULARS

Op. Balance

Oth. Rec.


Payments

Cl. Balance

Electric Workshop	46,946	-	-	46,946
Electric Mechanical Lab.II	29,413	-	-	29,413
Electronics Lab.	32,488	-	-	32,488
High Voltage Lab.	63,359	-	-	63,359
Machine tools	66,943	-	-	66,943
National Progg. Earth Quake 15 lac	16,80,059	-	-	16,80,059
Physics Lab.	2,70,426	-	-	2,70,426
Geology Lab.	3,03,017	-	-	3,03,017
<b>Total Equipment Expansion Scheme - II</b>	<b>31,07,068</b>	<b>-</b>	<b>-</b>	<b>31,07,068</b>

### EQUIPMENT POST GRADUATE COURSES

Research Prog. Sch. (N.Kawathekar)	9,50,652	-	-	9,50,652
Computer Engg. Lab. [PG]	5,01,308	-	-	5,01,308
Des.& Syn. CA In.(M.Tiwari 16.64	2,86,005	-	84,637	3,70,642
Des.Ocular DDS Glaucoma(P.Soni)	14,07,856	-	-	14,07,856
Des.Of Nano Te.DDS (S.Paswan 9)	9,00,000	-	-	9,00,000
Electral Engg.Lab. [PG]	3,34,424	-	-	3,34,424
Industrial Engg. Lab. [PG]	2,48,873	-	-	2,48,873
MCA Lab	17,909	-	-	17,909
Mechanical Engg. [PG]	2,02,058	-	-	2,02,058
Mod. AICTE(L.Purohit 18.80Lac)	18,88,623	-	-	18,88,623
MODROB Dr.R.K.Maheshwari(13 Lac)	11,76,400	-	-	11,76,400
Modrob Of Prof (T.R.Saini)13lacs	13,00,000	-	-	13,00,000
Modrob AICTE Of Prof (T.R.Saini)19lacs	18,68,364	-	-	18,68,364
Modrob-AICTE Proj.(SGK) 8.8 Lacs	10,44,339	-	-	10,44,339
Modrob Dr. Sudhir Tiwari (14.00 Lac)	14,00,000	-	-	14,00,000
Pharmacy [PG]	2,72,756	-	-	2,72,756
Research Prgm.(T.R.Saini)12.76	18,25,117	-	-	18,25,117
Research Prgm.(T.R.Saini)5.50	1,40,371	-	-	1,40,371
RPS AICTE (Dr.S.Tiwari 19Lac)	18,23,122	84,637	-	17,38,485
Structural Lab. [PG]	2,85,732	-	-	2,85,732
<b>Total Equipment Post Graduate Courses</b>	<b>1,78,73,909</b>	<b>84,637</b>	<b>84,637</b>	<b>1,78,73,909</b>




# SHRI G. S. INSTITUTE OF TECHNOLOGY & SCIENCE, INDORE

As on 31st March 2017

## SCHEDULE "F"

Page No. 17

PARTICULARS	Amount in Rs.			Cl. Balance
	Op. Balance	Oth. Rec.	Payments	
<b><u>FURNITURE &amp; DEAD STOCK</u></b>				
<b><u>CENTRAL GOVT. GRANTS</u></b>				
Computer Sc. (PG)	4,393	-	-	4,393
World Bank	8,32,279	-	-	8,32,279
Pharmacy (PG)	1,15,555	-	-	1,15,555
<b>Total Central Govt. Grants</b>	<b>9,52,227</b>	<b>-</b>	<b>-</b>	<b>9,52,227</b>
<b><u>FURNITURE &amp; DEAD STOCK</u></b>				
Furniture and Dead Stock (Old Account)	9,947	-	-	9,947
Degree Course (M & E)	46,130	-	-	46,130
National Certificate Course	18,250	-	-	18,250
Expansion Scheme Diploma Course	33,361	-	-	33,361
Hostel Rani Sarai	20,468	-	-	20,468
Overseas Course	2,640	-	-	2,640
New Hostel Block No.1	35,970	-	-	35,970
New Hostel Block No.2	12,872	-	-	12,872
5 YDC Expansion Scheme I	74,767	-	-	74,767
5 YDC Expansion Scheme - II	67,613	-	-	67,613
Games and Sports	490	-	-	490
PTDC	9,468	-	-	9,468
DTE (3.22 Lacs)	3,37,237	-	-	3,37,237
Industrial and Production	1,40,600	-	-	1,40,600
Library	31,240	-	-	31,240
Hostel Ceiling Fans	39,506	-	-	39,506
Computer Science	88,275	-	-	88,275
Room Furnishing	16,377	-	-	16,377
Additional Intake	1,14,449	-	-	1,14,449
B.Pharmacy	1,30,363	-	-	1,30,363
Electronics and Instru.	95,518	-	-	95,518
Furniture DTE Electronics	39,000	-	-	39,000
Hostels	70,640	-	-	70,640
Girls Hostel	2,58,832	-	-	2,58,832
<b>Total Furniture and Dead Stock</b>	<b>16,94,013</b>	<b>-</b>	<b>-</b>	<b>16,94,013</b>
<b><u>OTHER FURNITURE</u></b>				
Water Resources Lab.	1,45,734	-	-	1,45,734
Mechanical (PG)	1,65,560	-	-	1,65,560
Office	8,982	-	-	8,982
DTE Hostel	2,247	-	-	2,247
Tribology (PG)	14,664	-	-	14,664
Post Graduate Course	7,332	-	-	7,332
Furniture Self Finance MCA	39,000	-	-	39,000
Almera Purchase (Last Shivram Vasudeo Puranik)	3,400	-	-	3,400
IT Furniture	39,000	-	-	39,000
Information Tech. for Ritore (State Govt) 2 Lac	17,550	-	-	17,550
<b>Total Other Furniture</b>	<b>4,43,469</b>	<b>-</b>	<b>-</b>	<b>4,43,469</b>
<b>GRAND TOTAL SCHEDULE "F"</b>	<b>30,89,709</b>	<b>-</b>	<b>-</b>	<b>30,89,709</b>



# SHRI G. S. INSTITUTE OF TECHNOLOGY & SCIENCE, INDORE

As on 31st March 2017

**SCHEDULE "G"**

Amount in Rs.

Page No. 18

PARTICULARS	Op. Balance	Oth. Rec.	Payments	Cl. Balance
-------------	-------------	-----------	----------	-------------

**LIBRARY BOOKS**

**LIBRARY OTHERS**

RC Jall Trust	4,441	-	-	4,441
MCA Books	1,37,823	-	-	1,37,823
G.S. Charity Trust	19,986	-	-	19,986
<b>Total Library Other</b>	<b>1,62,250</b>	-	-	<b>1,62,250</b>

**STATE GOVT. GRANTS**


Old Accounts	2,657	-	-	2,657
NCC	14,522	-	-	14,522
Degree Course (M & R)	36,366	-	-	36,366
5 YDC Expansion Scheme I & II	3,39,838	-	-	3,39,838
PTDC	39,298	-	-	39,298
UGC Book Bank	6,655	-	-	6,655
State Govt. Books Bank	40,832	-	-	40,832
SC/ST Books	6,16,032	-	-	6,16,032
Computer Science	81,636	-	-	81,636
Industrial Engg.	99,273	-	-	99,273
Remote Sensing	15,000	-	-	15,000
Under Graduate Course	1,33,343	-	-	1,33,343
Additional Intake	10,006	-	-	10,006
Books Against Grant of 0.66 Lacs	66,000	-	-	66,000
SC/ST Book Bank	8,60,980	-	-	8,60,980
Electronics and Inst. Engg.	16,747	-	-	16,747
B.Pharmacy	77,780	-	-	77,780
Modernisation of Library	15,50,127	-	-	15,50,127
<b>Total State Govt. Grants</b>	<b>40,07,092</b>	-	-	<b>40,07,092</b>

**CENTRAL GOVERNMENT GRANTS**

PG Courses	99,979	-	-	99,979
Pharmacy (PG)	1,34,390	-	-	1,34,390
Mechanical (PG)	66,292	-	-	66,292
Water Resources (PG)	1,39,094	-	-	1,39,094
<b>Total Central Govt. Grants</b>	<b>4,39,755</b>	-	-	<b>4,39,755</b>

**OTHER LIB.**

World Bank	10,59,823	-	-	10,59,823
Direct Central Assistance	2,00,000	-	-	2,00,000
SC/ST Tribal Welfare (Books)	9,57,575	-	-	9,57,575
PG (PHE) Books	1,19,544	-	-	1,19,544
PG Environmental Engg.	6,170	-	-	6,170
<b>Total Other Lib.</b>	<b>23,43,112</b>	-	-	<b>23,43,112</b>



**GRAND TOTAL SCHEDULE -"G"**

69,52,209

69,52,209

**SHRI G. S. INSTITUTE OF TECHNOLOGY & SCIENCE, INDORE**

As on 31st March 2017

**SCHEDULE "H"**

Page No. 19

**PARTICULARS****Amount in Rs. Amount in Rs.****List of Assets Acquired From Tuition Fees****During the Year 2002-2003**

(A) BUILDING	28,42,698
(B) EQUIPMENT	1,15,613
(C) FURNITURE	36,280
<b>Total (A+B+C) Rs.</b>	<b>29,94,591</b>

**During the Year 2003-2004**

(A) BUILDING	4,75,186
(B) EQUIPMENT	4,67,528
(C) FURNITURE	27,000
(D) LIBRARY BOOKS	21,80,840
<b>Total (A+B+C+D) Rs.</b>	<b>31,50,554</b>

**During the Year 2004-2005**


(A) BUILDING	15,15,395
(B) EQUIPMENT	16,37,738
(C) FURNITURE	1,02,685
(D) LIBRARY BOOKS	13,77,368
<b>Total (A+B+C+D) Rs.</b>	<b>46,33,186</b>

**During the Year 2005-2006**

(A) BUILDING	4,34,028
(B) EQUIPMENT	4,09,415
(C) FURNITURE	3,47,152
(D) LIBRARY BOOKS	15,69,203
<b>Total (A+B+C+D) Rs.</b>	<b>27,59,798</b>

**During the Year 2006-2007**

(A) BUILDING	6,97,077
(B) EQUIPMENT	16,92,199
(C) FURNITURE	1,30,425
(D) LIBRARY BOOKS	1,00,197
<b>Total (A+B+C+D) Rs.</b>	<b>26,19,898</b>



# SHRI G. S. INSTITUTE OF TECHNOLOGY & SCIENCE, INDORE

As on 31st March 2017

## SCHEDULE "H"

### PARTICULARS

Page No. 20

#### During the Year 2007-2008

Amount in Rs. Amount in Rs.

(A) BUILDING	12,35,913
(B) EQUIPMENT	28,43,362
(C) FURNITURE	3,83,818
(D) LIBRARY BOOKS	33,07,357
<b>Total (A+B+C+D) Rs.</b>	<b>77,70,450</b>

#### During the Year 2008-2009

(A) BUILDING	61,43,283
(B) EQUIPMENT	28,59,428
(C) FURNITURE	1,59,057
(D) LIBRARY BOOKS	34,82,794
<b>Total (A+B+C+D) Rs.</b>	<b>1,26,44,562</b>

#### During the Year 2009-2010

(A) BUILDING	2,27,290
(B) EQUIPMENT	56,94,003
(C) FURNITURE	3,09,743
(D) LIBRARY BOOKS	10,77,890
<b>Total (A+B+C+D) Rs.</b>	<b>73,08,926</b>

#### During the Year 2010-2011


(A) EQUIPMENT	16,35,775
(B) FURNITURE	2,59,255
<b>Total (A+B) Rs.</b>	<b>18,95,030</b>

#### During the Year 2011-2012

(A) BOOKS	13,85,133
(B) EQUIPMENT	23,38,519
(C) FURNITURE	2,66,226
<b>Total (A+B+C) Rs.</b>	<b>39,89,878</b>

#### During the Year 2012-2013

(A) BUILDING	4,57,874
(B) EQUIPMENT	22,55,921
(C) FURNITURE	13,27,246
(D) LIBRARY BOOKS & JOURNAL	24,18,161
<b>Total (A+B+C+D) Rs.</b>	<b>64,59,202</b>





# SHRI G. S. INSTITUTE OF TECHNOLOGY & SCIENCE, INDORE

As on 31st March 2017

## SCHEDULE "H"

### PARTICULARS

Page No. 21

Amount in Rs. Amount in Rs.

During the Year 2013-2014

(A) BUILDING

2,74,29,204

(B) EQUIPMENT

90,59,797

(C) FURNITURE

56,54,036

Total (A+B+C) Rs.

4,21,43,037

During the Year 2014-2015

(A) BUILDING

3,82,21,718

(B) EQUIPMENT

1,36,63,032

(C) FURNITURE

65,77,975

(D) LIBRARY BOOKS & JOURNAL

30,164

Total (A+B+C+D) Rs.

5,84,92,889

During the Year 2015-16

(A) BUILDING

34,73,302

(B) EQUIPMENT

1,01,29,509

(C) FURNITURE

50,69,234

Total (A+B+C) Rs.

1,86,72,045

During the Year 2016-17

(A) BUILDING

34,40,870

(B) EQUIPMENT

1,42,40,405

(D) LIBRARY BOOKS & JOURNAL


93,347

Total (A+B+C) Rs.

1,77,74,622

GRAND TOTAL SCHEDULE - "H"

19,33,08,668



# SHRI G. S. INSTITUTE OF TECHNOLOGY & SCIENCE, INDORE

As on 31st March 2017

## SCHEDULE "H.A."

Page No. 22

### PARTICULARS

Amount in Rs. Amount in Rs.

#### Self Finance Course : VLSI Design Project As on 31/03/2017

Opening Balance 2016-17	6,77,306	
Add: During the year 16-17	Nil	6,77,306

#### Self Finance Course : M.C.A. As on 31/03/2017

Opening Balance 2016-17	61,74,462	
Add: During the year 16-17 (As Per JV No. 94, & 191)	17,13,823	78,88,285

#### Self Finance Course : Bio Medical As on 31/03/2017

Opening Balance 2016-17	31,06,474	
Add: During the year 16-17 (As Per JV No. 70)	4,86,021	35,92,495

#### Self Finance Course : Industrial Pharmacy As on 31/03/2017

Opening Balance 2016-17	23,65,325	
Add: During the year 16-17	Nil	23,65,325

#### Self Finance Course : P.T.D.C. As on 31/03/2017

Opening Balance 2016-17	8,42,076	
Add: During the year 16-17	Nil	8,42,076

#### Self Finance Course : M-Tech Opto Electronics As on 31/03/2017

Opening Balance 2016-17	51,595	
Add: During the year 16-17	Nil	51,595

#### Self Finance Course : Information Technology (I.T.) As on 31/03/2017


Opening Balance 2016-17	35,65,461	
Add: During the year 16-17 (As Per JV No. 69, 73 & 94)	35,26,503	70,91,964

#### Self Finance Course : M. B. A. As on 31/03/2017

Opening Balance 2016-17	5,27,385	
Add: During the year 16-17	Nil	5,27,385

ATC (IInd & IIIrd Floor)		1,48,84,199
Girls Hostel (IInd & IIIrd Floor)		96,73,244

**GRAND TOTAL SCHEDULE - "H.A"** **4,75,93,874**



**SHRI G. S. INSTITUTE OF TECHNOLOGY & SCIENCE, INDORE**

As on 31st March 2017

**SCHEDULE "I"**

Page No. 23

**PARTICULARS**

**Amount in Rs.**

**Amount in Rs.**

**A. INSTITUTE BANK ACCOUNTS**


Corpus Fund OBC S/B(09112011001776)	5,57,091	
Corpus Fund Teqip-II (0911-20123)	72,45,260	
Depreciation Fund OBC (0911- 0574)	8,007	
Eq. Rep.Fund Teqip-II (0911-20130)	72,45,261	
Fac. Dev.Fund, Teqip-II (911-20147)	72,45,260	
HDFC FEE A/C No. 50100076748450	37,77,192	
HDFC G.B. A/C No. 50100076748473	1,14,425	
HDFC IY FEE A/C NO.50100106429164	12,01,494	
Maint. Fund Teqip-II (911-20154)	72,45,260	
Maintenance Fund OBC (0911- 0581)	8,007	
O.B.C.Current A/c (G - 1)	58,89,773	
O.B.C.Current A/c (OBC-PMS)	8,07,175	
O.B.C.Current A/c (SC-PMS)	7,25,810	
O.B.C.Current A/c (ST-PMS)	7,150	
OBC Current A/c (09111131001444)	11,07,817	
OBC S.B.Pharmacy A/c 09112011001158	2,32,654	
OBC Saving(1019)9112010000070	2,98,32,305	
Online A/cno.09112191037558	55,316	
SBI Current A/c(53001740247)	5,883	
SBI Saving A/c No.(53001744638)	55,230	
SBI Sustainability A/c No(53001754	1,73,719	
SMDP Proj.OBC A/cno.09112191041982	15,11,428	
Staff Development Fund-(OBC)0911-567	8,007	
Union Bank A/c No.568002010012782	43,471	
	<hr/>	7,51,02,995

**B. SCHOLARSHIP BANK ACCOUNT**

OBC Saving (1018) 09112010034640	5,140	
SBI Current A/c No.(53001740688)	33,622	
SBI Saving A/c No.(53001744672)	73,546	
Scholarship-Current A/c {OBC S-2}	82,896	
	<hr/>	1,95,204

**GRAND TOTAL SCHEDULE -"I"**


**7,52,98,199**



# SHRI G. S. INSTITUTE OF TECHNOLOGY & SCIENCE, INDORE

As on 31st March 2017

SCHEDULE "J" PARTICULARS	Amount in Rs.			Page No. 24
	Op. Balance	Oth. Rec.	Payments	Cl. Balance
<b>Loan &amp; Advances (Assets)</b>				
<b>A. LOAN TO STAFF</b>				
Salary Advance	3,17,645	12,83,350	12,23,660	3,77,335
<b>Total Loan to Staff</b>	<b>3,17,645</b>	<b>12,83,350</b>	<b>12,23,660</b>	<b>3,77,335</b>
<b>B. ADVANCE (as per ledger)</b>				
Staff	10,02,003	29,04,337	27,72,005	11,34,335
Outside Parties/Firms	2,83,94,248	4,312	2,10,29,754	73,68,807
<b>Total Advance (As per Ledger)</b>	<b>2,93,96,251</b>	<b>29,08,649</b>	<b>2,38,01,759</b>	<b>85,03,142</b>
<b>C. OTHER ADVANCES</b>				
6th Arrear Teaching (II & III) In.	-	5,52,94,662	32,67,122	5,20,27,540
Bill Desk (Crisp, Bhopal) New	19,500	53,400	20,400	52,500
DTE BHOPAL (Tution Fees)	35,49,500	15,49,000	9,95,000	41,03,500
I.C.Of Medical Rch Dr.J.T.Andrew	-	51,681	40,651	11,030
ISTE STTP on Engg. Physics	27,250	20,000	47,250	-
MP Coun.Of Dr. JT Andrews 12.59 Lakh	2,05,792	-	-	2,05,792
MPCOST-Dr.Sudhir S.Bhadauria	20,905	-	-	20,905
N.S.S. (DAVV) Indore	15,645	-	15,645	-
National Science Day 2013 Dr.J.T.A.	9,160	-	-	9,160
National W/S Nanophotonics Dr.P. K. Sen	1,322	-	-	1,322
PHE Training A/c	1,70,97,045	-	-	1,70,97,045
Regional Provident Com. Indore	68,00,000	-	-	68,00,000
RGPV Bhopal(Tution Fee)	30,34,000	-	-	30,34,000
SC/ST DTE Grant Stan.& Drw. Mat A/c	6,14,285	-	-	6,14,285
SC/ST/OBC Tution Fees	-	151,11,710	141,48,208	9,63,502
Trustees P.F.SGSITS - Indore	2,06,77,350	-	-	2,06,77,350
Withheld Amount	3,58,916	-	3,58,916	-
<b>Total Other Advances</b>	<b>5,24,30,670</b>	<b>7,20,80,453</b>	<b>1,88,93,192</b>	<b>10,56,17,931</b>
<b>D. Income Tax (TDS)</b>				
T.D.S. MPPKVVCL (2012-13)	4,91,500	-	-	4,91,500
T.D.S. MPPKVVCL (2013-14)	1,39,126	-	-	1,39,126
T.D.S. (2014-15)	2,53,843	-	-	2,53,843
T.D.S. (2015-16)	2,54,617	-	-	2,54,617
T.D.S. (2016-17)	-	2,28,828	-	2,28,828
<b>Total Income Tax (TDS)</b>	<b>11,39,086</b>	<b>2,28,828</b>	<b>-</b>	<b>13,67,914</b>
<b>GRAND TOTAL SCHEDULE -"J"</b>	<b>8,32,83,652</b>	<b>7,65,01,280</b>	<b>4,39,18,611</b>	<b>11,58,66,322</b>



SCHEDULE "K"	Amount in Rs.	Amount in Rs.
PARTICULARS		
<b>OFFICE &amp; ADMINISTRATIVE EXPENSES</b>		
Accreditation A/c	3,450	
Advertisement Exps.	5,19,044	
Affiliation Fees	40,000	
Audit Fee A/c	200	
Bank Charges	1,12,615	
Books & Periodicals (U.G.)	22,446	
B-Pharmacy Deptt Exp. A/c	87,788	
Contingency Paid Estt. A/c	31,13,893	
Conv.To Dr.& Remu.To Compound.& Med	1,12,000	
Educational Tours,Seminar & Suurvey	17,270	
Electric Energy	26,31,996	
General Charges	1,34,664	
Honorium Accounts	1,35,207	
Leaveries To Peons/Watchmen	28,628	
Mediclaime Exps. [NI Co Ltd.)	13,80,000	
Municipal Taxes & Water Charges	4,78,380	
Postage & Telegraph	27,357	
Stationery & Printing	75,097	
Stores & Services	1,37,748	
Telephone Exps.	1,55,745	
Travelling A/c	87,191	
		<b>93,00,719</b>
<b>GRAND TOTAL SCHEDULE -"K"</b>		<b>93,00,719</b>

