

Faculty Feedback Form-2022(DOMS)

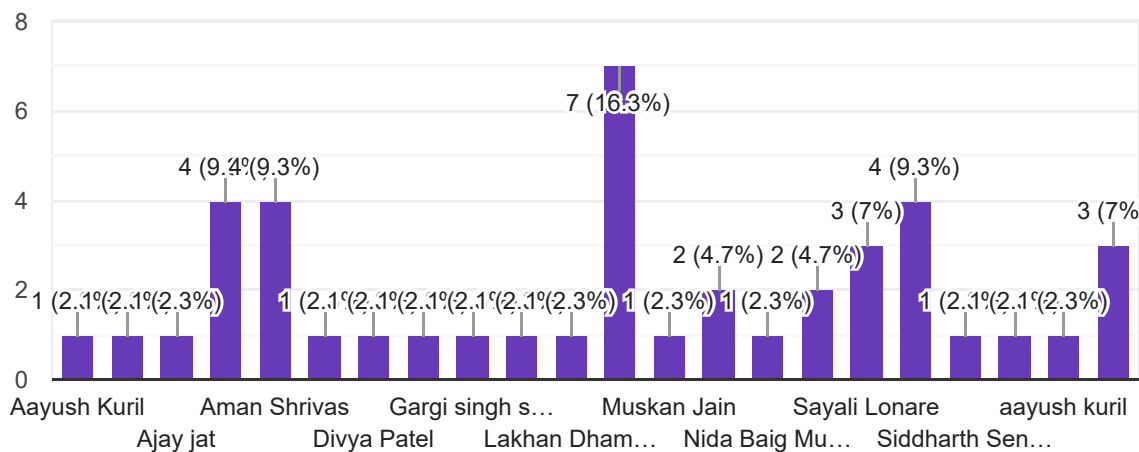
43 responses

[Publish analytics](#)

Name

 Copy

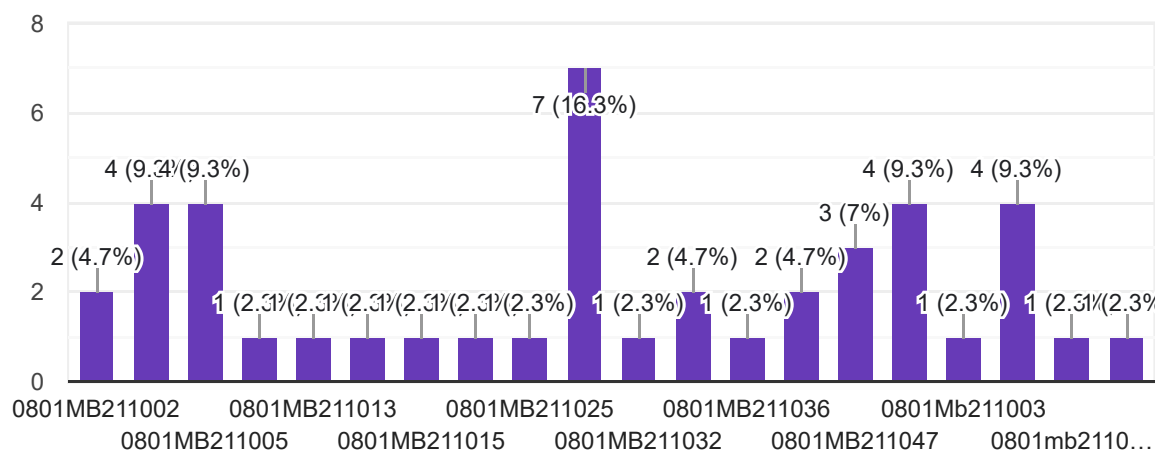
43 responses



Enrollment No.

 Copy

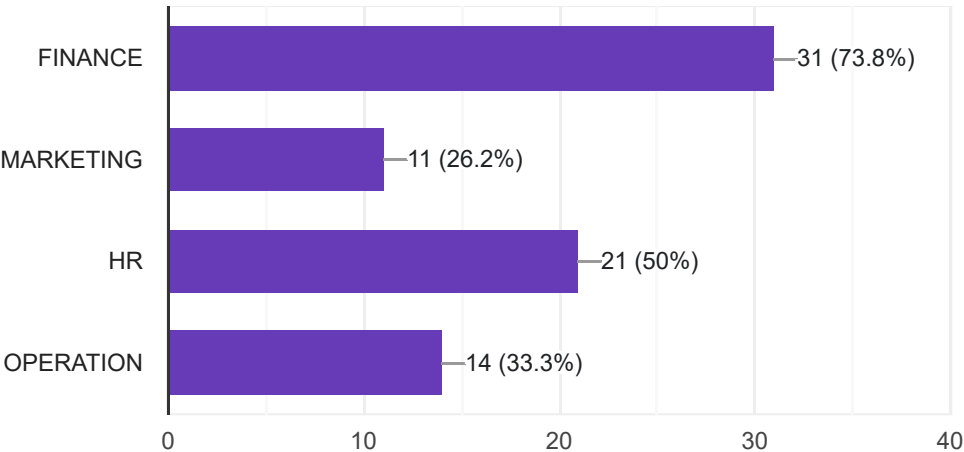
43 responses



Specialization

Copy

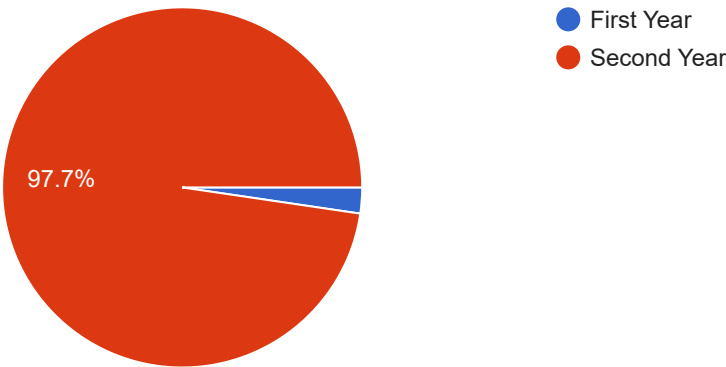
42 responses



Current Year of the Course

Copy

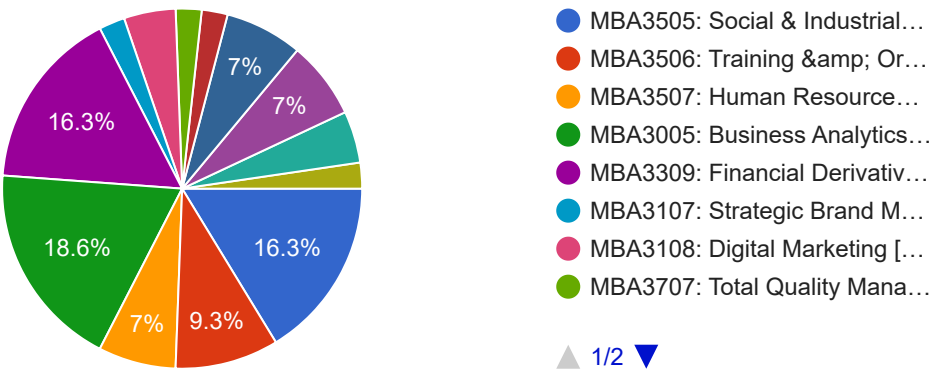
43 responses



Subject

Copy

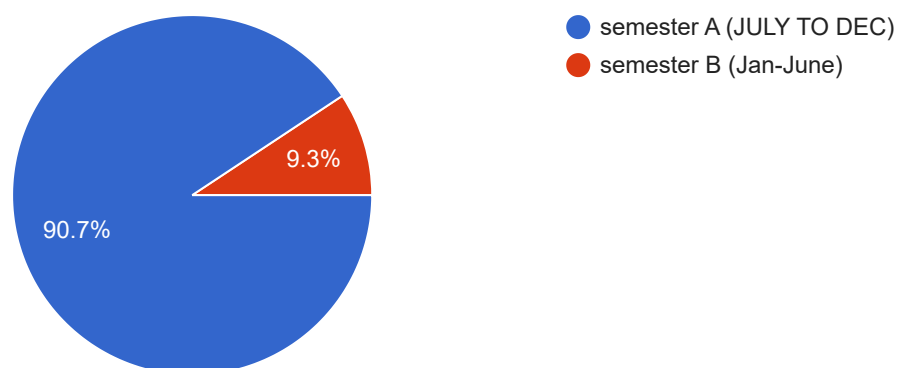
43 responses



Current Semester

 Copy

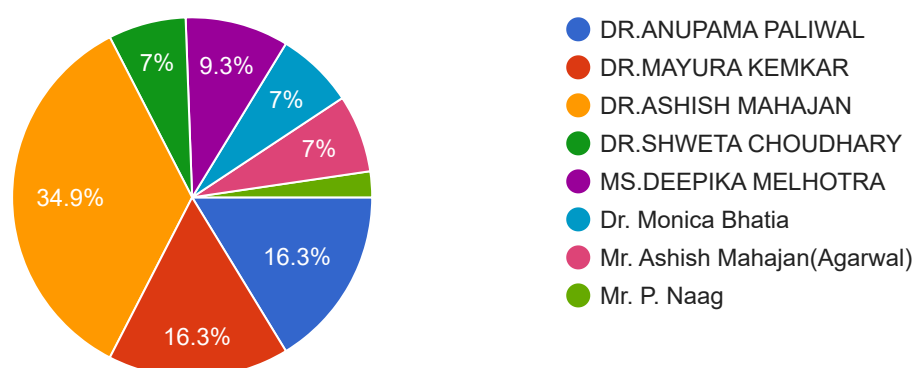
43 responses



Name of Faculty

 Copy

43 responses

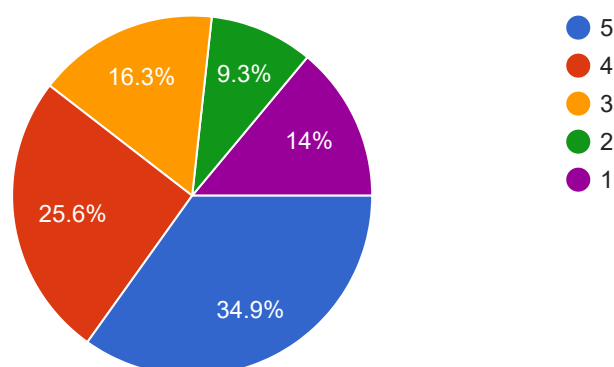


Feedback Form- Instructions to fill the questionnaire

1.Ability to explain and effective communication { 5 = Excellent , 4 = Very Good , 3= Good , 2 = Fair , 1 =Poor}

 Copy

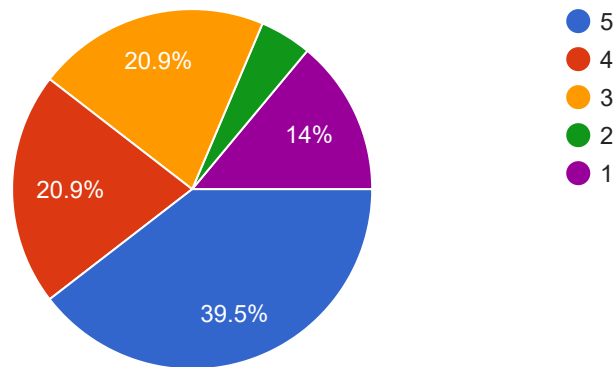
43 responses



2. Attitude towards the students for problem solving { 5 = Excellent , 4 = Very Good , 3= Good , 2 = Fair , 1 =Poor}

[Copy](#)

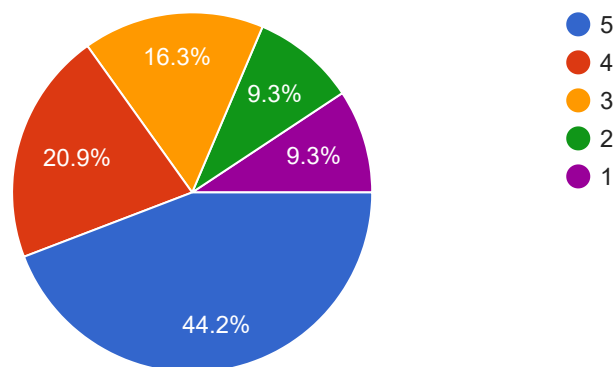
43 responses



3. Availability of consultation / doubts beyond class room { 5 = Every time , 4 = Usually , 3= Occasionally/Sometime , 2 = Rarely , 1 =Never}

[Copy](#)

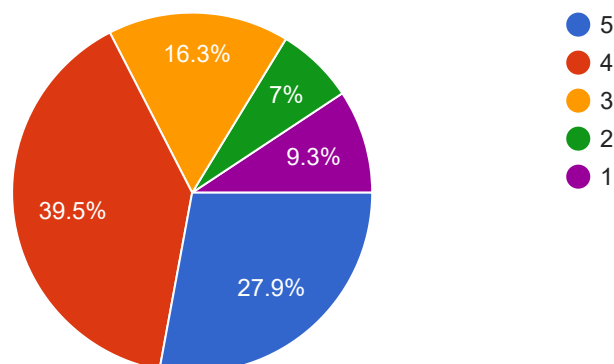
43 responses



4. Does faculty promotes the use MOOCs { 5 = Strongly Agree , 4 = Agree , 3= Neutral , 2 = Disagree , 1 =Strongly Disagree}

[Copy](#)

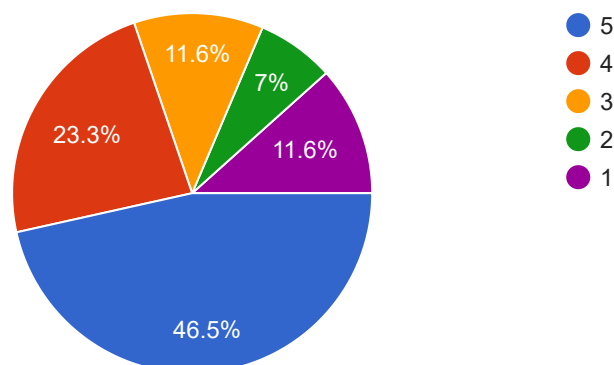
43 responses



5. Knowledge of the subject { 5 = Excellent , 4 = Very Good , 3= Good , 2 = Fair , 1 =Poor}

 Copy

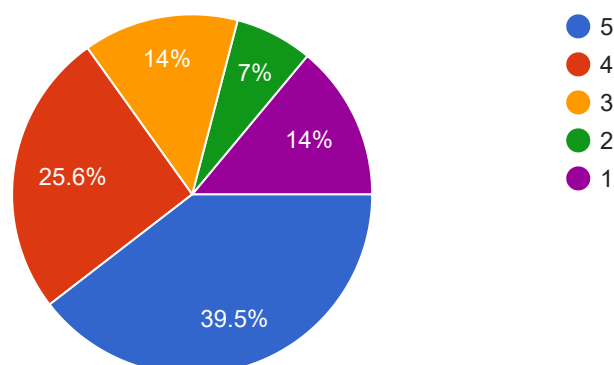
43 responses



6. Lecture design and delivery { 5 = Excellent , 4 = Very Good , 3= Good , 2 = Fair , 1 =Poor}

 Copy

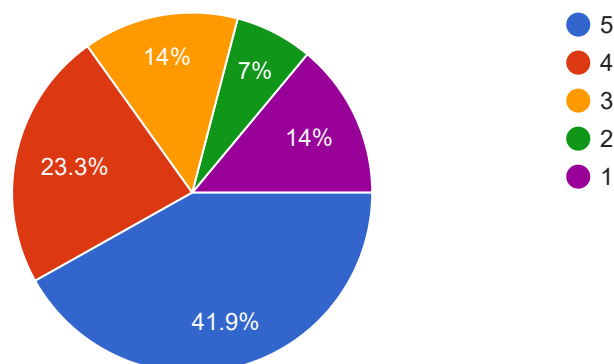
43 responses



7. Lecture delivery as per Lesson Plan { 5 = Excellent , 4 = Very Good , 3= Good , 2 = Fair , 1 =Poor}

 Copy

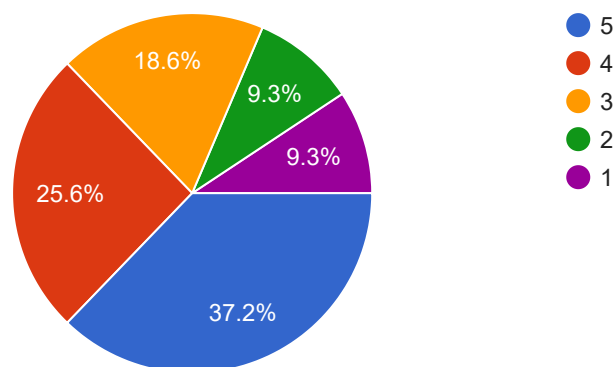
43 responses



8. Pace of coverage of syllabus { 5 = Excellent , 4 = Very Good , 3= Good , 2 = Fair , 1 =Poor}

[Copy](#)

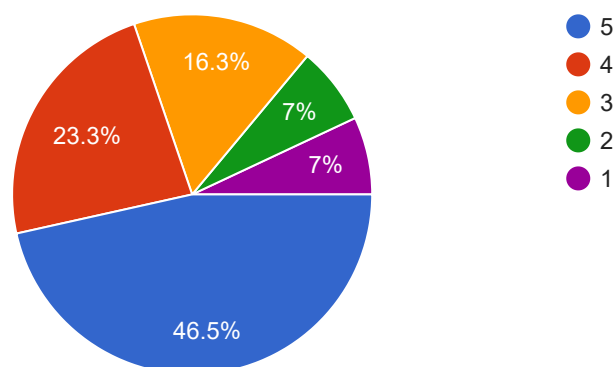
43 responses



9. Punctuality and Regularity { 5 = Excellent , 4 = Very Good , 3= Good , 2 = Fair , 1 =Poor}

[Copy](#)

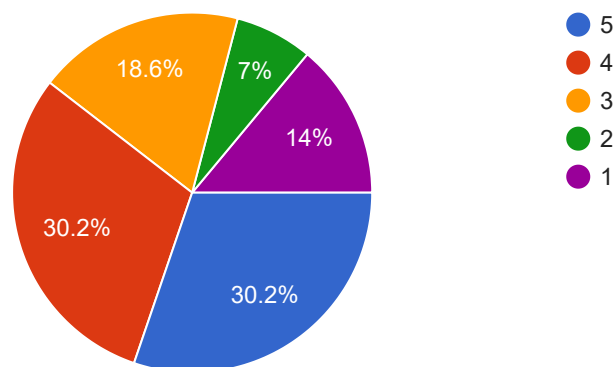
43 responses



10. Tolerance to disagreement { 5 = Excellent , 4 = Very Good , 3= Good , 2 = Fair , 1 =Poor}

[Copy](#)

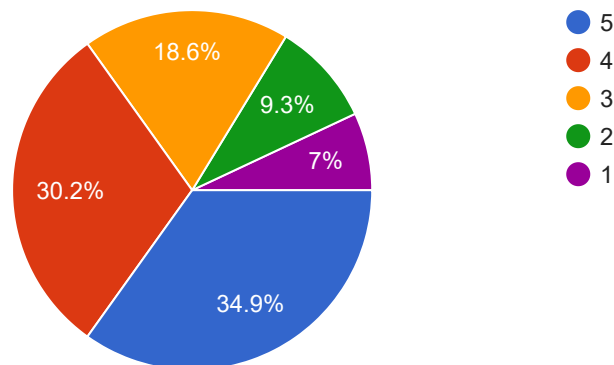
43 responses



11. faculty utilizes the all available class room resources (WB/Smart Board) as per need. { 5 = Strongly Agree , 4 = Agree , 3= Neutral , 2 = Disagree , 1 =Strongly Disagree}

 Copy

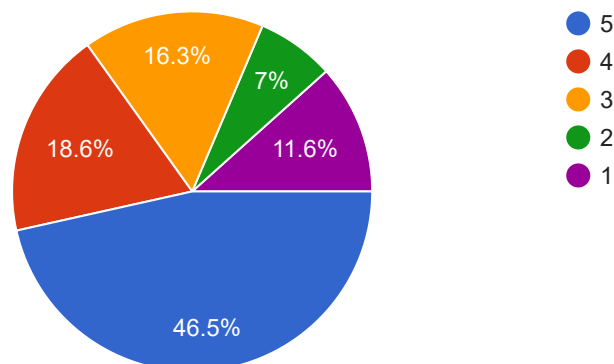
43 responses



12. Illustration ability of the faculty to explain the concepts through examples and applications. { 5 = Excellent , 4 = Very Good , 3= Good , 2 = Fair , 1 =Poor}

 Copy

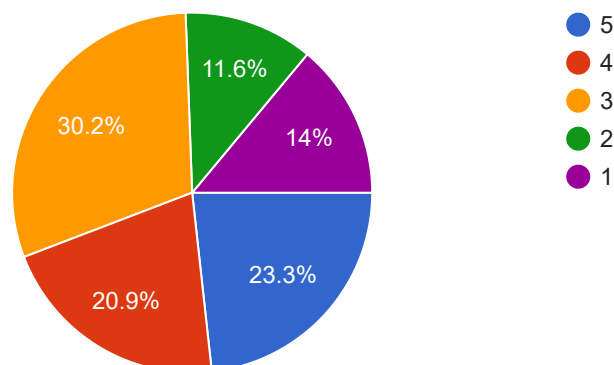
43 responses



13. Percentage of syllabus covered in the semester { 5 = 85 to 100% , 4 = 70 to 84% , 3= 55 to 69% , 2 = 30 to 54% , 1 =Below 30% }

 Copy

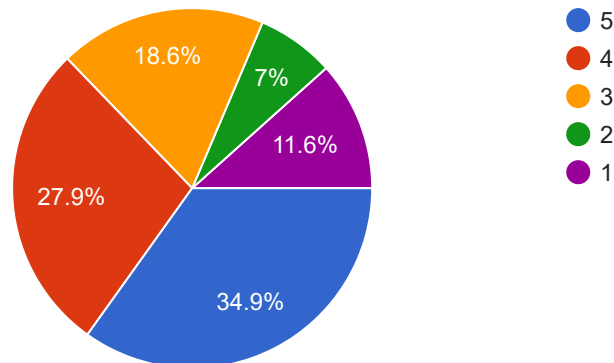
43 responses



14. Discussion on expected competencies, course outcomes and programme outcomes { 5 = Every time , 4 = Usually , 3= Occasionally/Sometime , 2 = Rarely , 1 =Never}

[Copy](#)

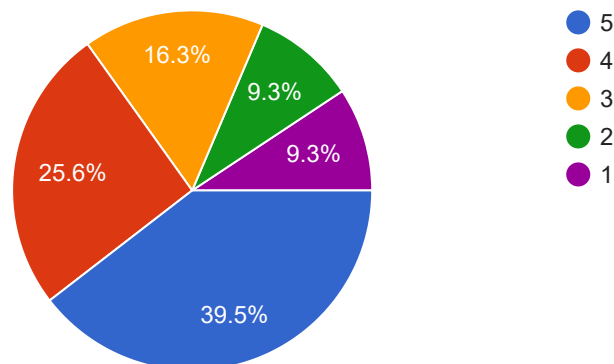
43 responses



15. Personal attention to the students { 5 = Excellent , 4 = Very Good , 3= Good , 2 = Fair , 1 =Poor}

[Copy](#)

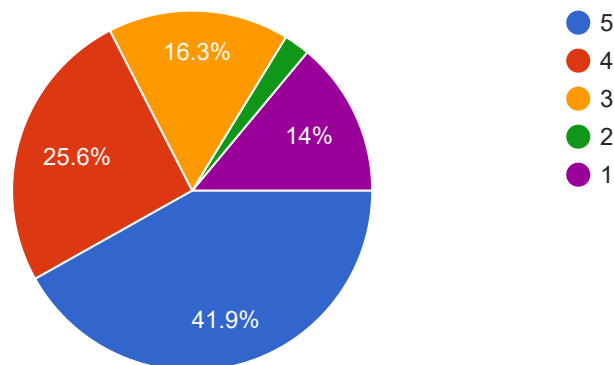
43 responses



16. Your overall level of satisfaction with respect to ability & knowledge of faculty { 5 = Highly satisfied , 4 = Satisfied, 3= Neutral , 2 = Dissatisfied , 1 =Highly dissatisfied}

[Copy](#)

43 responses



Google Forms



