

Faculty Feedback Form-2022(DOMS)

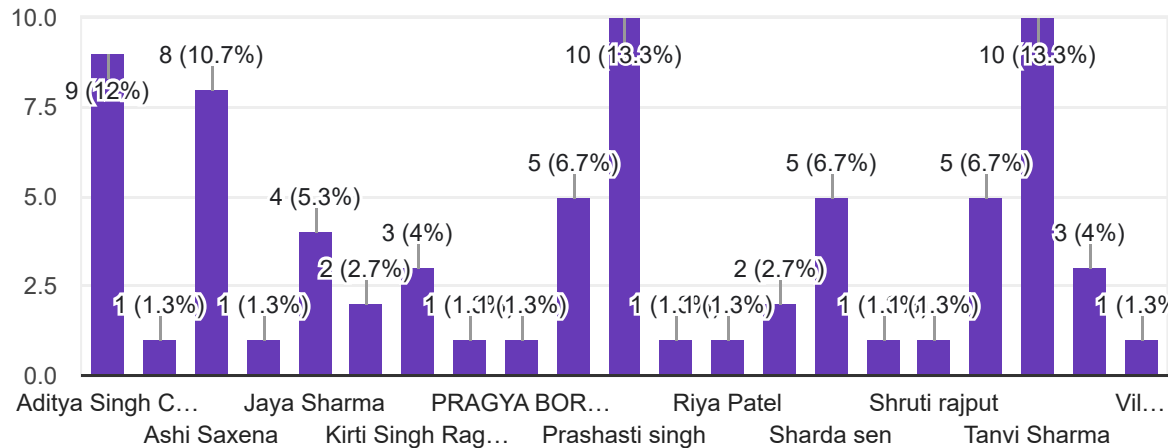
75 responses

[Publish analytics](#)

Name

 Copy

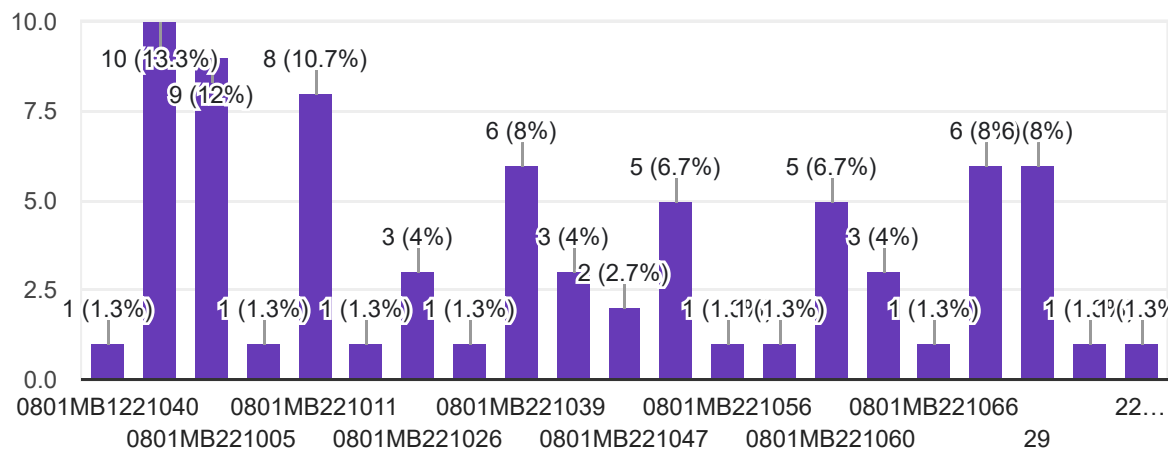
75 responses



Enrollment No.

 Copy

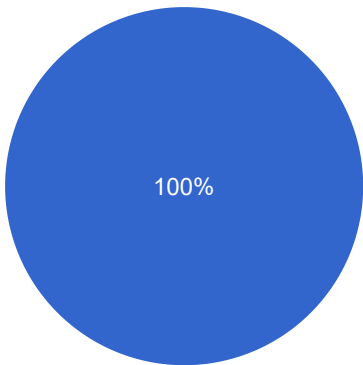
75 responses



Current Year of the Course

 Copy

75 responses

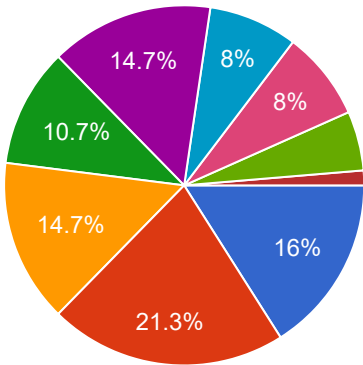


- First Year
- Second Year

Subject

 Copy

75 responses

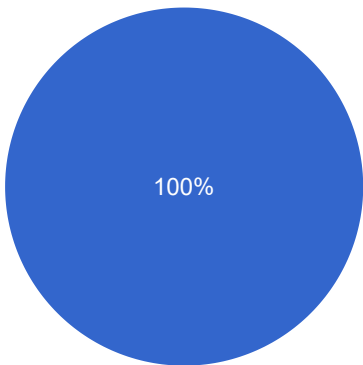


- MBA 1006: Fundamentals of Management
- MBA1009: Organizational Behavior
- MBA1010: Operations Management
- MBA1007 : Accounting for Managers
- MBA1008: Business & Economics
- MAA1104: Mathematics & Applications
- HUA1105: Business Communication
- CTA1106: IT for Managers
- CTA1904: IT Lab

Current Semester

 Copy

75 responses



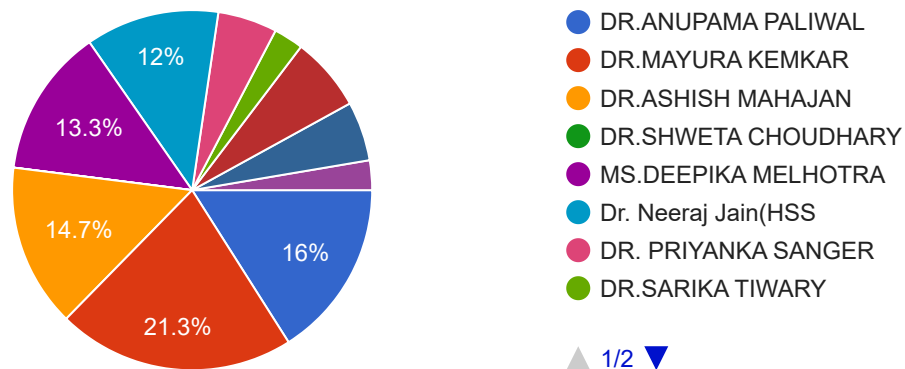
- semester A (JULY TO DEC)
- semester B (Jan-June)



Name of Faculty

 Copy

75 responses

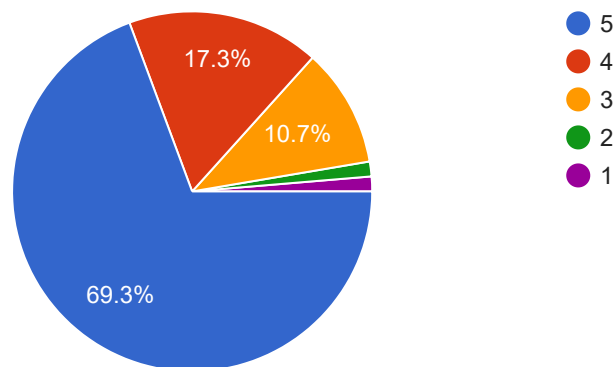


Feedback Form- Instructions to fill the questionnaire

1.Ability to explain and effective communication { 5 = Excellent , 4 = Very Good , 3= Good , 2 = Fair , 1 =Poor}

 Copy


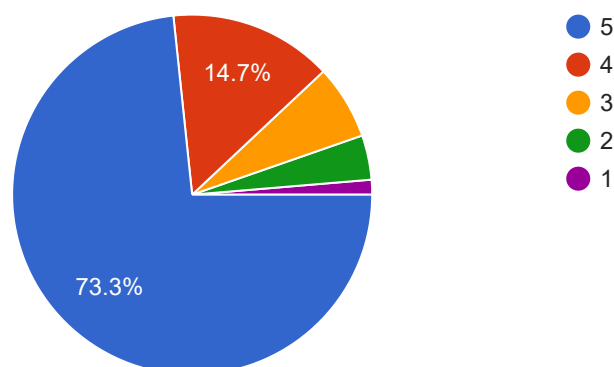
75 responses



2. Attitude towards the students for problem solving { 5 = Excellent , 4 = Very Good , 3= Good , 2 = Fair , 1 =Poor}

 Copy

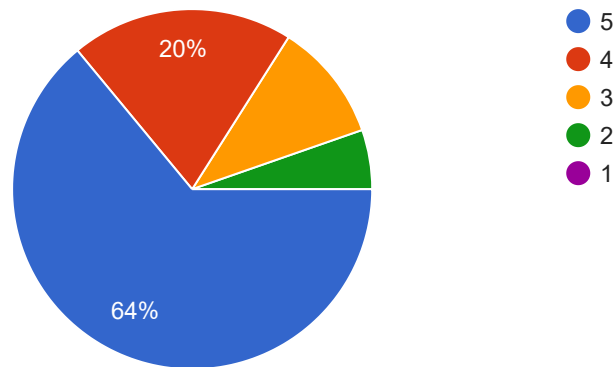
75 responses



3. Availability of consultation / doubts beyond class room { 5 = Every time , 4 = Usually , 3= Occasionally/Sometime , 2 = Rarely , 1 =Never}

 Copy

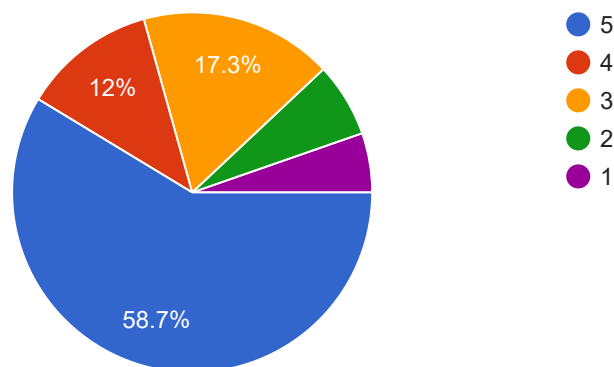
75 responses



4. Does faculty promotes the use MOOCs { 5 = Strongly Agree , 4 = Agree , 3= Neutral , 2 = Disagree , 1 =Strongly Disagree}

 Copy

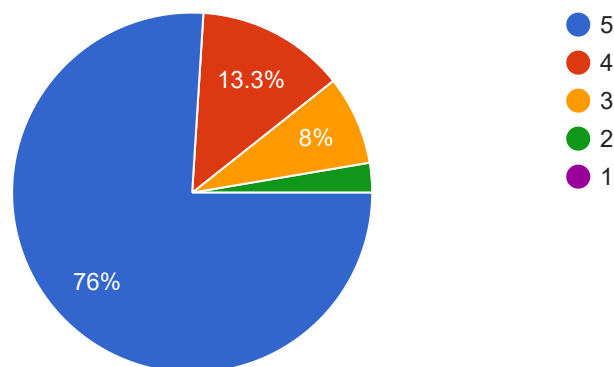
75 responses



5. Knowledge of the subject { 5 = Excellent , 4 = Very Good , 3= Good , 2 = Fair , 1 =Poor}

 Copy

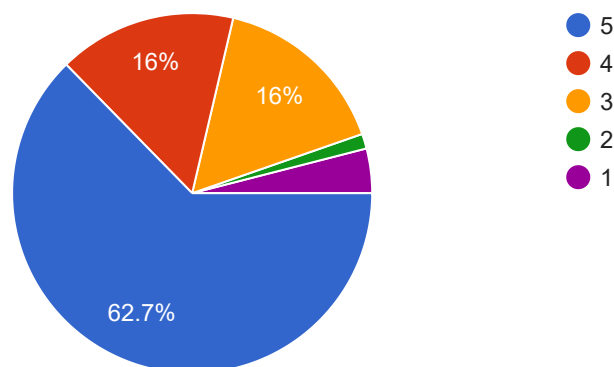
75 responses



6. Lecture design and delivery { 5 = Excellent , 4 = Very Good , 3= Good , 2 = Fair , 1 =Poor}

[Copy](#)

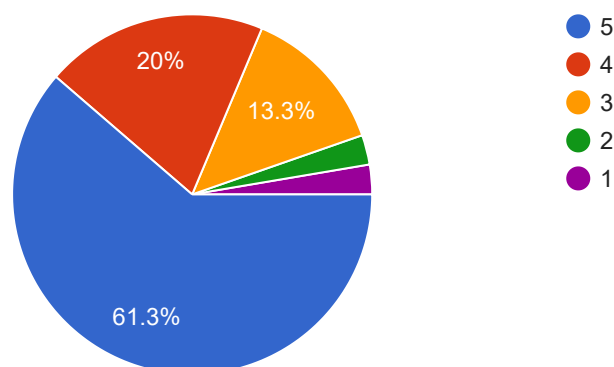
75 responses



7. Lecture delivery as per Lesson Plan { 5 = Excellent , 4 = Very Good , 3= Good , 2 = Fair , 1 =Poor}

[Copy](#)

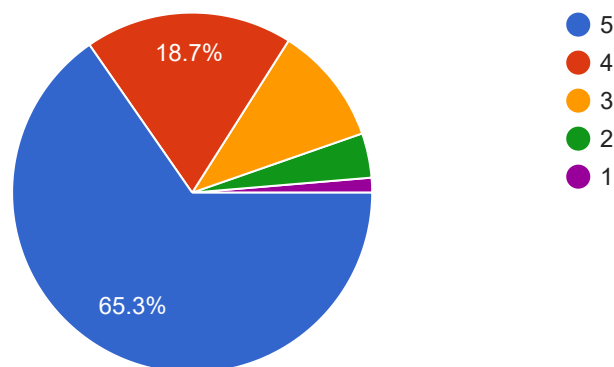
75 responses



8. Pace of coverage of syllabus { 5 = Excellent , 4 = Very Good , 3= Good , 2 = Fair , 1 =Poor}

[Copy](#)

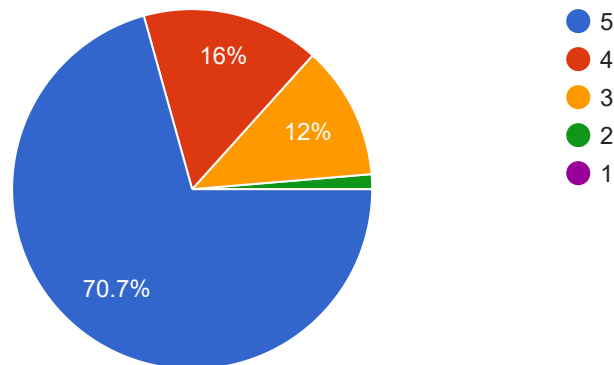
75 responses



9. Punctuality and Regularity { 5 = Excellent , 4 = Very Good , 3= Good , 2 = Fair , 1 =Poor}

 Copy

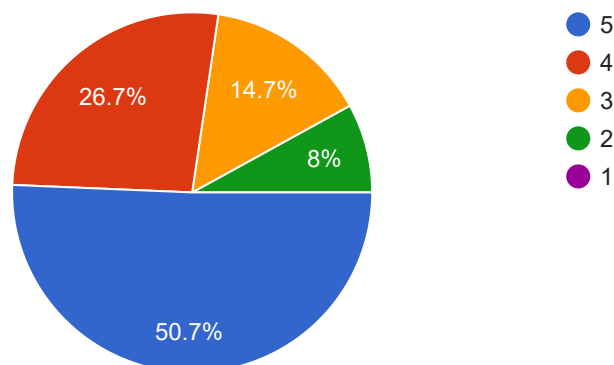
75 responses



10. Tolerance to disagreement { 5 = Excellent , 4 = Very Good , 3= Good , 2 = Fair , 1 =Poor}

 Copy

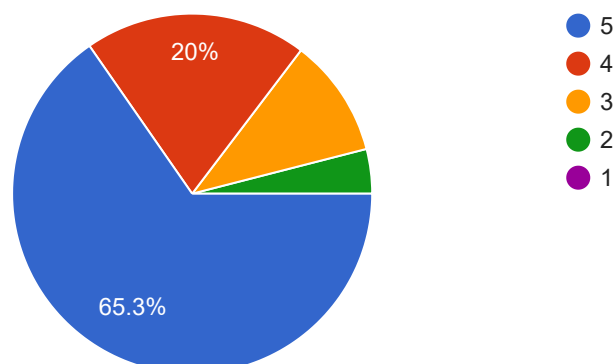
75 responses



11. faculty utilizes the all available class room resources (WB/Smart Board) as per need. { 5 = Strongly Agree , 4 = Agree , 3= Neutral , 2 = Disagree , 1 =Strongly Disagree}

 Copy

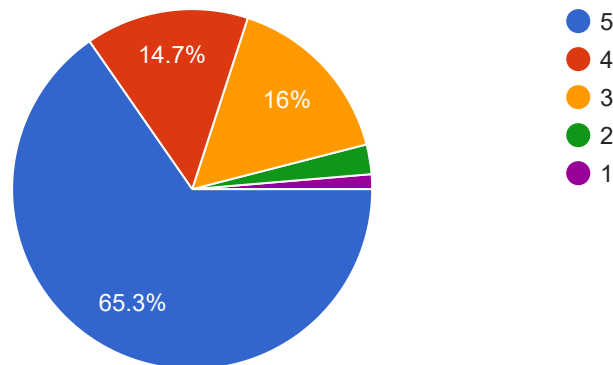
75 responses



12. Illustration ability of the faculty to explain the concepts through examples and applications. { 5 = Excellent , 4 = Very Good , 3= Good , 2 = Fair , 1 =Poor}

 Copy

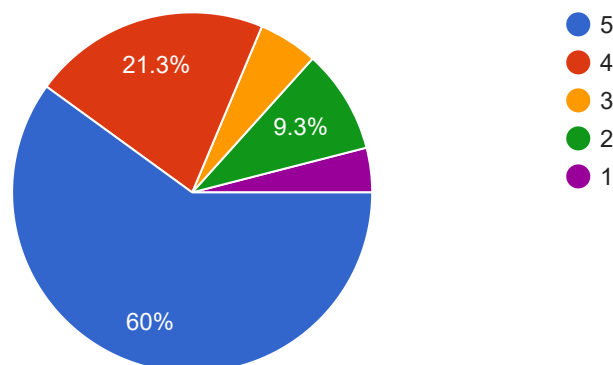
75 responses



13. Percentage of syllabus covered in the semester { 5 = 85 to 100% , 4 = 70 to 84% , 3= 55 to 69% , 2 = 30 to 54% , 1 =Below 30% }

 Copy

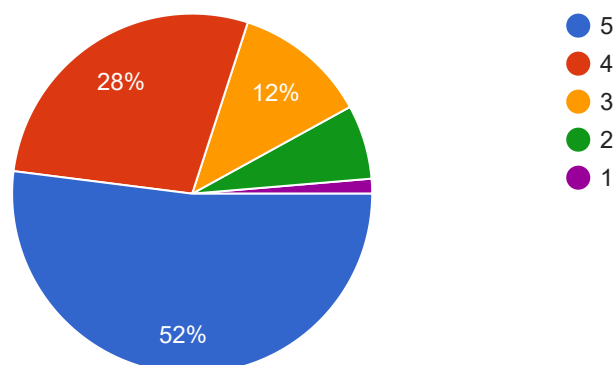
75 responses



14. Discussion on expected competencies, course outcomes and programme outcomes { 5 = Every time , 4 = Usually , 3= Occasionally/Sometime , 2 = Rarely , 1 =Never}

 Copy

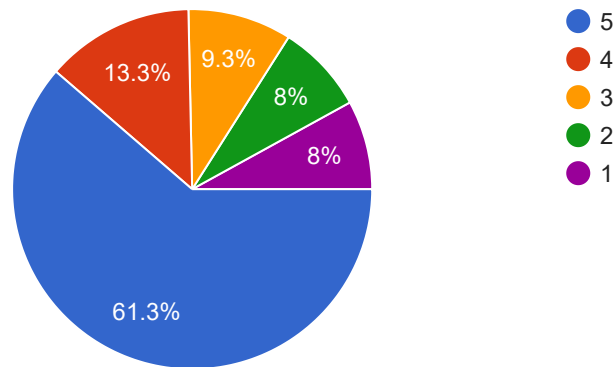
75 responses



15. Personal attention to the students { 5 = Excellent , 4 = Very Good , 3= Good , 2 = Fair , 1 =Poor}

[Copy](#)

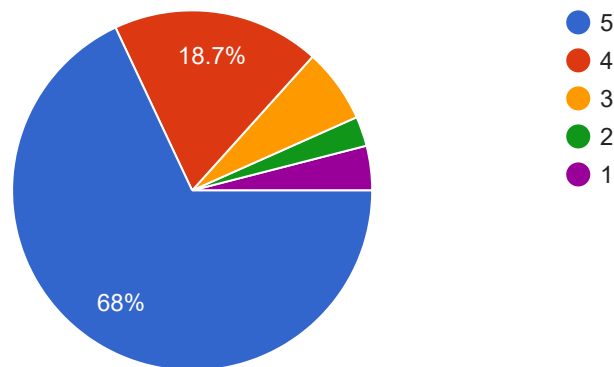
75 responses



16. Your overall level of satisfaction with respect to ability & knowledge of faculty { 5 = Highly satisfied , 4 = Satisfied, 3= Neutral , 2 = Dissatisfied , 1 =Highly dissatisfied}

[Copy](#)

75 responses



This content is neither created nor endorsed by Google. [Report Abuse](#) - [Terms of Service](#) - [Privacy Policy](#).

Google Forms



