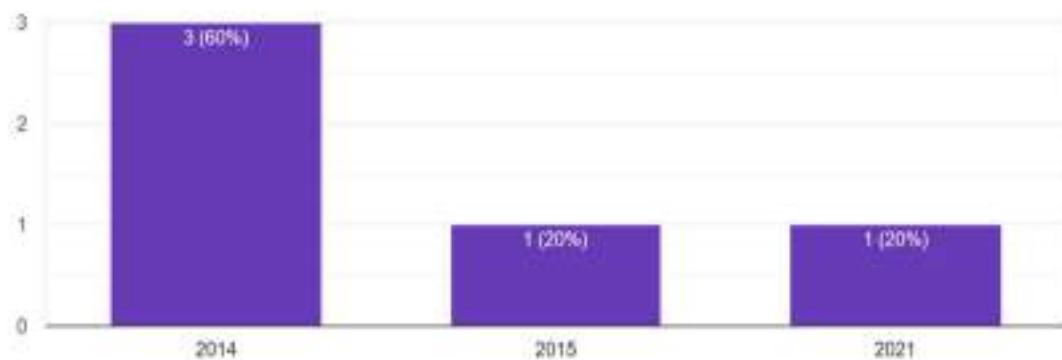


Stakeholder: Alumni

Alumni Feedback Report and Analysis

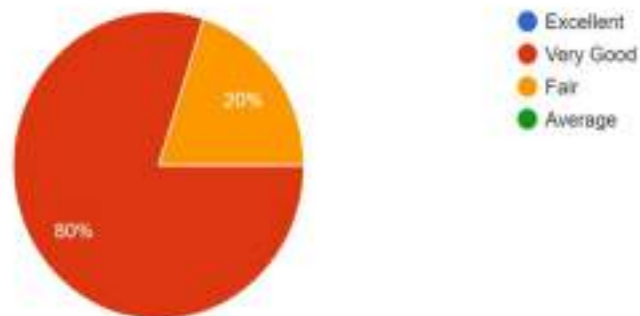
Year of passing

5 responses



1. Relevance of the Curriculum

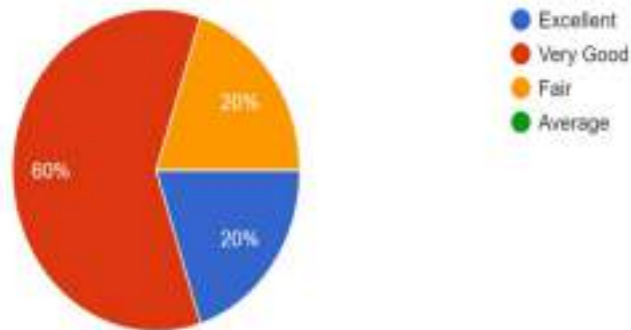
5 responses



We asked about **relevance of the curriculum** under four responses excellent, very good, fair and average. It can be seen from the graph that 80% of alumni rate it very good and 20% of alumni rate it fair.

2. Balance Between Theory and Practical

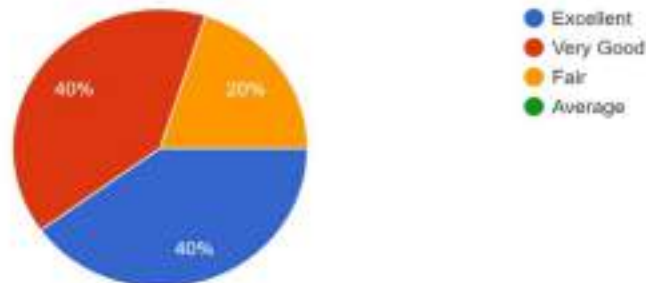
5 responses



We asked about **Balance between theory and practical** under four responses excellent, very good, fair and average. It can be seen from the graph that 20% of alumni rate it excellent, 60% of alumni rate it very good and 20% of alumni rate it fair.

3. Course Objectives were clear

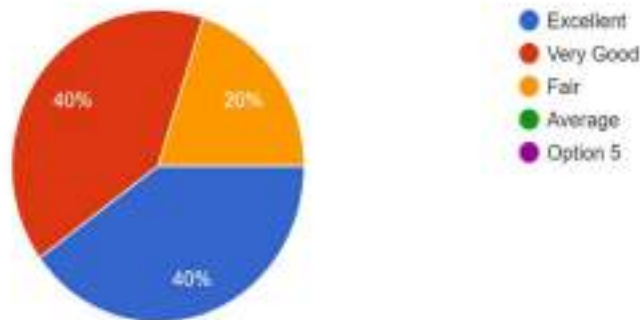
5 responses



We asked about **Course objectives were clear** under four responses excellent, very good, fair and average. It can be seen from the graph that 40% of alumni rate it excellent, 40% of alumni rate it very good and 20% of alumni rate it fair.

4. The Course workload is manageable

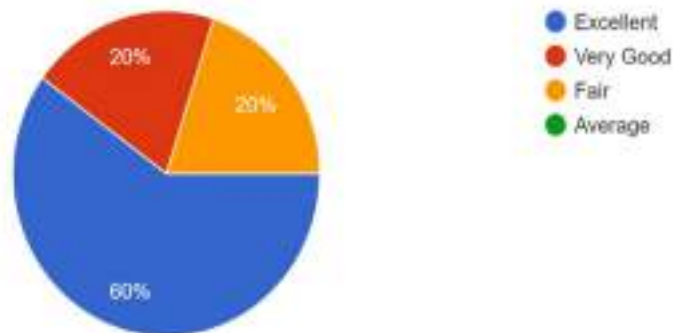
5 responses



We asked about **course workload is manageable** under four responses excellent, very good, fair and average. It can be seen from the graph that 40% of alumni rate it excellent, 40% of alumni rate it very good and 20% of alumni rate it fair.

5. Opportunities to learn and grow

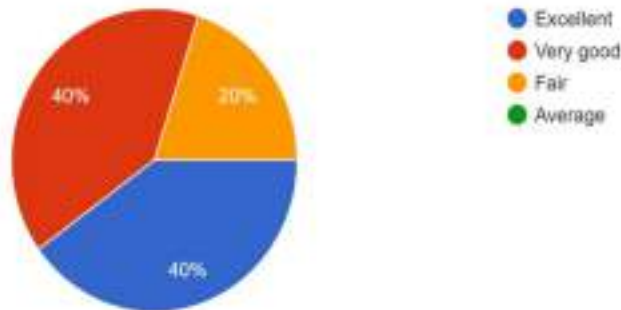
5 responses



We asked about **opportunities to learn and grow** under four responses excellent, very good, fair and average. It can be seen from the graph that 60% of alumni rate it excellent, 20% of alumni rate it very good and 20% of alumni rate it fair.

6. Course enhances my ability and skills

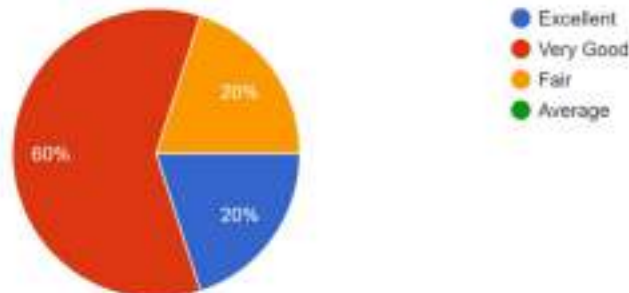
5 responses



We asked about **course enhances the ability and skills** under four responses excellent, very good, fair and average. It can be seen from the graph that 40% of alumni rate it excellent, 40% of alumni rate it very good and 20% of alumni rate it fair.

7. The course provided is a mixture of explanation and practice

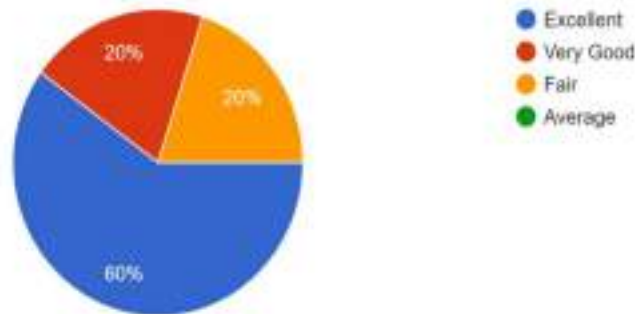
5 responses



We asked about **course provided is a mixture of explanation and practice** under four responses excellent, very good, fair and average. It can be seen from the graph that 20% of alumni rate it excellent, 60% of alumni rate it very good and 20% of alumni rate it fair.

8. Satisfaction with the methods of teaching methods used

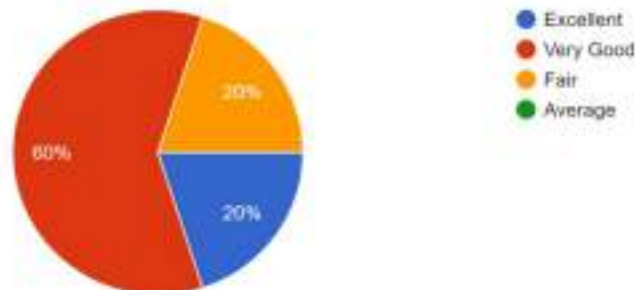
5 responses



We asked about **satisfaction with the methods of teaching methods used** under four responses excellent, very good, fair and average. It can be seen from the graph that 60% of alumni rate it excellent, 20% of alumni rate it very good and 20% of alumni rate it fair.

9. Infrastructure & lab facilities for curriculum

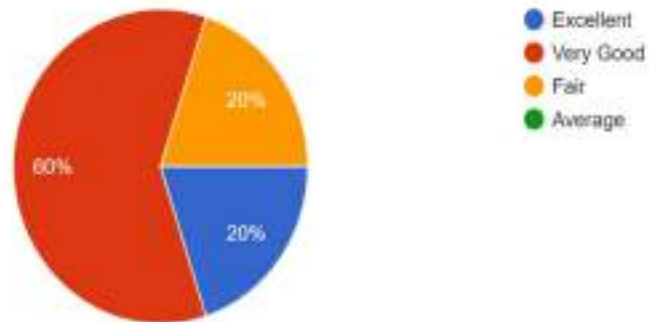
5 responses



We asked about **infrastructure and lab facilities for curriculum** under four responses excellent, very good, fair and average. It can be seen from the graph that 20% of alumni rate it excellent, 60% of alumni rate it very good and 20% of alumni rate it fair.

10. Overall Academic environment

5 responses



We asked about **overall academic environment** under four responses excellent, very good, fair and average. It can be seen from the graph that 20% of alumni rate it excellent, 60% of alumni rate it very good and 20% of alumni rate it fair.